

**THE BUDGET  
OF  
WILLIAMSON COUNTY, TENNESSEE**

**THE APPROPRIATION RESOLUTION  
THE TAX LEVY RESOLUTION  
THE NONPROFIT APPROPRIATION RESOLUTION  
AND  
BUDGET STATEMENTS OF THE  
INDIVIDUAL FUNDS**

**FOR THE YEAR ENDED JUNE 30, 2013**

---

---

**WILLIAMSON COUNTY, TENNESSEE**

**Budget for the Year Ending June 30, 2013**

**TABLE OF CONTENTS**

---

---

	<u>Page(s)</u>
The Appropriation Resolution	1
The Tax Levy Resolution	6
The Nonprofit Appropriation Resolution	7
	 <u>Statement/Figures</u>
Summary Statement of Proposed Operations	A 9
Statement of Estimated Revenue from Current Property Taxes	B 10
Property Tax Revenue Distribution by Fund	1 12
Major Revenue Sources – Total for All Funds	2 13
Expenditures Distribution by Fund	3 14
General Fund:	
Statement of Proposed Operations	C 15
Special Revenue Funds:	
Statement of Proposed Operations:	
Solid Waste/Sanitation Fund	D-1 43
Drug Control Fund	D-2 46
Highway/Public Works Fund	D-3 47
General Purpose School Fund	D-4 51
Central Cafeteria Fund	D-5 64
Extended School Program Fund	D-6 66
Debt Service Funds:	
Statement of Proposed Operations:	
General Debt Service Fund	E-1 68
Rural Debt Service Fund	E-2 71

**A RESOLUTION MAKING APPROPRIATIONS FOR THE VARIOUS FUNDS,  
DEPARTMENTS, INSTITUTIONS, OFFICES AND AGENCIES OF WILLIAMSON COUNTY, TENNESSEE,  
FOR THE YEAR BEGINNING JULY 1, 2012, AND ENDING JUNE 30, 2013**

SECTION 1. BE IT RESOLVED by the Board of County Commissioners of Williamson County, Tennessee, assembled in regular session on the 9th day of July, 2012, that the amounts hereafter set out are hereby appropriated for the purpose of meeting the expenses of the various funds, departments, institutions, offices and agencies of Williamson County, Tennessee, for the capital outlay, and for meeting the payment of principal and interest on the county's debt maturing during the year beginning July 1, 2012, and ending June 30, 2013, according to the following schedule:

GENERAL FUND

51100 County Commission	\$ 670,635
51210 Board of Equalization	7,700
51220 Beer Board	2,700
51240 Other Boards and Committees	3,300
51300 County Mayor	739,100
51310 Personnel Office	256,598
51400 County Attorney	665,000
51500 Election Commission (Including Voter Registration)	853,560
51600 Register of Deeds	591,017
51710 Development	2,280,966
51720 Planning	23,855
51730 Building	36,125
51740 Engineering	47,997
51750 Codes Compliance	50,381
51760 Geographical Information Systems	1,204,296
51800 County Buildings	3,153,050
51810 Other Facilities	104,264
51910 Preservation of Records	216,857
51920 Risk Management	198,536
51930 Other Risk Management	278,576
52100 Accounting and Budgeting	944,928
52300 Property Assessor's Office	1,532,140
52400 County Trustee's Office	574,997
52500 County Clerk's Office	946,591
53100 Circuit Court	1,477,740
53300 General Sessions Court	973,750
53400 Chancery Court	416,611
53500 Juvenile Court	412,298
53900 Other Administration of Justice	178,386
54110 Sheriff's Department	7,148,182
54130 Traffic Control	102,432
54210 Jail	5,316,395
54220 Workhouse	199,309
54240 Juvenile Services	1,377,540
54310 Fire Prevention and Control	496,359
54490 Other Emergency Management	25,000
54610 County Coroner/Medical Examiner	188,520
54900 Other Public Safety	1,494,859

55110	Local Health Center	1,500,064
55120	Rabies and Animal Control	987,127
55130	Ambulance/Emergency Medical Services	1,943,624
55190	Other Local Health Services	9,576
55310	Regional Mental Health Center	21,780
55390	Appropriation to State	103,816
55510	General Welfare Assistance	17,617
55520	Aid to Dependent Children	11,000
55900	Other Public Health and Welfare	66,932
56100	Adult Activities	45,464
56300	Senior Citizens Assistance	87,760
56500	Libraries	1,973,318
56700	Parks and Fair Boards	9,230,308
56900	Other Social, Cultural and Recreational	1,198,078
57100	Agriculture Extension Service	353,261
57500	Soil Conservation	47,643
58190	Other Economic and Community Development	299,434
58210	Public Transportation	1,525,356
58300	Veterans' Services	14,513
58400	Other Charges	2,700,288
58600	Employee Benefits	12,848,000
58900	Miscellaneous	898,959
	Total General Fund	<u>\$ 71,074,468</u>
<u>SOLID WASTE/SANITATION FUND</u>		
55710	Sanitation Management	\$ 4,029,853
58400	Other Charges	400,000
58600	Employee Benefits	491,350
	Total Solid Waste/Sanitation Fund	<u>\$ 4,921,203</u>
<u>DRUG CONTROL FUND</u>		
54150	Drug Enforcement	\$ 71,000
	Total Drug Control Fund	<u>\$ 71,000</u>
<u>HIGHWAY/PUBLIC WORKS FUND</u>		
61000	Administration	\$ 835,557
62000	Highway and Bridge Maintenance	5,419,386
63100	Operation and Maintenance of Equipment	1,725,380
63400	Quarry Operations	745,817
65000	Other Charges	755,000
66000	Employee Benefits	1,335,200
68000	Capital Outlay	180,000
	Total Highway/Public Works Fund	<u>\$ 10,996,340</u>
<u>GENERAL PURPOSE SCHOOL FUND</u>		
71100	Regular Instruction Program	\$ 125,086,735
71150	Alternative Instruction Program	476,151

71000	<u>Instruction</u>	
71200	Special Education Program	28,723,704
71300	Vocational Education Program	5,688,478
71400	Student Body Education Program	1,600,000
71600	Adult Education Program	224,866
72000	<u>Support Services</u>	
72110	Attendance	135,549
72120	Health Services	3,105,660
72130	Other Student Support	7,220,192
72210	Regular Instruction Program	7,799,217
72220	Special Education Program	2,686,495
72230	Vocational Education Program	236,609
72260	Adult Programs	147,552
72310	Board of Education	4,359,124
72320	Director of Schools	1,424,471
72410	Office of the Principal	16,163,721
72510	Fiscal Services	1,456,090
72520	Human Services/Personnel	754,728
72610	Operation of Plant	14,610,067
72620	Maintenance of Plant	6,080,067
72710	Transportation	12,782,664
72810	Central and Other	3,816,558
73300	Community Services	585,450
73400	Early Childhood Education	814,117
	Total General Purpose School Fund	<u>\$ 245,978,265</u>
<u>CENTRAL CAFETERIA FUND</u>		
73100	Food Service	\$ 10,096,797
	Total Central Cafeteria Fund	<u>\$ 10,096,797</u>
<u>EXTENDED SCHOOL PROGRAM FUND</u>		
73300	Community Services	\$ 1,648,474
	Total Extended School Program Fund	<u>\$ 1,648,474</u>
<u>GENERAL DEBT SERVICE FUND</u>		
82110	Principal - General Government	\$ 10,176,802
82120	Principal - Highways and Streets	165,600
82130	Principal - Education	9,136,598
82210	Interest - General Government	5,555,000
82220	Interest - Highways and Streets	42,200
82230	Interest - Education	6,360,000
82310	Other Debt Service - General Government	620,000
	Total General Debt Service Fund	<u>\$ 32,056,200</u>
<u>RURAL DEBT SERVICE FUND</u>		
82130	Principal - Education	\$ 11,535,000
82230	Interest - Education	9,315,000

82330 Other Debt Service - Education

260,000

Total Rural Debt Service Fund

\$ 21,110,000

BE IT FURTHER RESOLVED that the budget for the School Federal Projects Fund shall be the budget approved for separate projects within No Child Left Behind (NCLB), Individuals with Disabilities Education Act (IDEA - Part B and Preschool), Carl Perkins Vocational fund and other federal grants by the Williamson County Board of Education.

SECTION 2. BE IT FURTHER RESOLVED that there are also hereby appropriated certain portions of the commissions and fees for collecting taxes and licenses and for administering other funds which the trustee, county clerk, circuit court clerk, clerk and master, register, and the sheriff and their officially authorized deputies and assistants may be entitled to receive under state laws heretofore or hereafter enacted. Expenditures out of commissions and/or fees collected by the trustee, county clerk, circuit court clerk, clerk and master, register and sheriff may be made for such purposes and in such amounts as may be authorized by existing law or by valid order of any court having power to make such appropriations. Any excess commissions and/or fees collected over and above the expenditures duly and conclusively authorized shall be paid over to the trustee and converted into the General Fund as provided by law.

BE IT FURTHER RESOLVED that if any fee officials, as enumerated in Section 8-22-101, Tennessee Code Annotated, operate under provisions of Section 8-22-104, Tennessee Code Annotated, provisions of the preceding paragraph shall not apply to those particular officials.

SECTION 3. BE IT FURTHER RESOLVED that any amendment to the budget, except for amendments to the budget for funds under supervision of the director of schools, shall be approved as provided in Section 5-9-407, Tennessee Code Annotated. The director of schools must receive approval of the Board of Education for transfers within each major category of the budget, and approval of both the Board of Education and Board of County Commissioners for transfers between major categories as required by law.

One copy of each amendment shall be filed with the county clerk, one copy with the chairman of the Budget Committee, and one copy with each divisional or departmental head concerned. The reason(s) for each transfer shall be clearly stated; however, this section shall in no case whatsoever be construed as authorizing transfer from one fund to another, but shall apply solely to transfers within a certain fund.

SECTION 4. BE IT FURTHER RESOLVED that any appropriations made by this resolution which cover the same purpose for which a specific appropriation is made by statute is made in lieu of but not in addition to said statutory appropriation. The salary, wages, or remuneration of each officer, employee, or agent of the county shall not be in excess of the amounts authorized by existing law or as set forth in the estimate of expenditures which accompanies this resolution. Provided, however, that appropriations for such salaries, wages, or other remuneration hereby authorized shall in no case be construed as permitting expenditures for an office, agency, institution, division or department of the county in excess of the appropriation made herein for such office, agency, institution, division or department of the county. Such appropriation shall constitute the limit to the expenditures of any office, agency, institution, division or department for the year ending June 30, 2013. The aggregate expenditures for any item of appropriation shall in no instance be more than the amount herein appropriated for such item.

SECTION 5. BE IT FURTHER RESOLVED that any resolution which may hereafter be presented to the Board of County Commissioners providing for appropriations in addition to those made by this Budget Appropriation Resolution shall specifically provide sufficient revenue or other funds actually to be provided during the year in which the expenditure is to be made to meet such additional appropriation. Said appropriating resolution shall be submitted to and approved by the state director of Local Finance after its adoption as provided by Section 9-21-403, Tennessee Code Annotated.

SECTION 6. BE IT FURTHER RESOLVED that the county mayor and county clerk are hereby authorized to borrow money on revenue anticipation notes, provided such notes are first approved by the state director of Local Finance, to pay for the expenses herein authorized until the taxes and other revenue for the year 2012-2013 have been collected. The proceeds of loans for each individual fund shall not exceed 60% of the appropriations of each fund and shall be used only to pay the expenses and other requirements of the fund for which the loan is made. The loan shall be paid out of revenue from the fund for which money is borrowed. The notes evidencing the loans authorized under this section shall be issued under the applicable sections of Title 9, Chapter 21, Tennessee Code Annotated. Said notes shall be signed by the county mayor and countersigned by the county clerk and shall mature and be paid in full without renewal not later than June 30, 2013.

SECTION 7. BE IT FURTHER RESOLVED that the delinquent county property taxes for the year 2011 and prior years and the interest and penalty thereon collected during the year ending June 30, 2013, shall be apportioned to the various county funds according to the subdivision of the tax levy for the year 2012. The clerk and master and the trustee are hereby authorized and directed to make such apportionment accordingly.

SECTION 8. BE IT FURTHER RESOLVED that all unencumbered balances of appropriations remaining at the end of the year shall lapse and be of no further effect at the end of the year at June 30, 2013.

SECTION 9. BE IT FURTHER RESOLVED that any resolution or part of a resolution which heretofore has been passed by the Board of County Commissioners which is in conflict with any provision in this resolution be and the same is hereby repealed.

SECTION 10. BE IT FURTHER RESOLVED that this resolution shall take effect from and after its passage and its provisions shall be in force from and after July 1, 2012. This resolution shall be spread upon the minutes of the Board of County Commissioners.

Passed this 9th day of July, 2012.

**RESOLUTION FIXING THE TAX LEVY IN  
WILLIAMSON COUNTY, TENNESSEE  
FOR THE YEAR BEGINNING JULY 1, 2012**

SECTION 1. BE IT RESOLVED by the Board of County Commissioners of Williamson County, Tennessee, assembled in regular session on this 9<sup>th</sup> day of July, 2012 that the combined property tax rate for Williamson County, Tennessee for the year beginning July 1, 2012, shall be \$2.31 on each \$100 of taxable property, which is to provide revenue for each of the following funds and otherwise conform to the following levies:

<b>FUND</b>	<b>ADOPTED RATE</b>
General Fund	\$ 0.42
Solid Waste/Sanitation	0.06
Highway/Public Works	0.05
General Purpose Schools	1.28
General Debt Service	0.30
Rural Debt Service	0.20
Total	<u>\$ 2.31</u>

SECTION 2. BE IT FURTHER RESOLVED that there is hereby levied a gross receipts tax as provided by law. The proceeds of the gross receipts tax herein levied shall accrue to the Highway/Public Works Fund.

SECTION 3. BE IT FURTHER RESOLVED, that all resolutions of the Board of County Commissioners of Williamson County, Tennessee, which are in conflict with this resolution are hereby repealed.

SECTION 4. BE IT FURTHER RESOLVED, that this resolution take effect from and after its passage, the public welfare requiring it. This resolution shall be spread upon the minutes of the Board of County Commissioners.

Passed this 9<sup>th</sup> day of July, 2012.



**A RESOLUTION MAKING APPROPRIATIONS TO NONPROFIT CHARITABLE ORGANIZATIONS  
OF WILLIAMSON COUNTY, TENNESSEE FOR THE YEAR BEGINNING JULY 1, 2012 AND  
ENDING JUNE 30, 2013**

WHEREAS, Section 5-9-109, Tennessee Code Annotated, authorizes the Williamson County Legislative Body to make appropriations to various nonprofit charitable organizations and,

WHEREAS, the Williamson County Legislative Body recognizes the various nonprofit charitable organizations providing services in Williamson County have great need of funds to carry on their nonprofit charitable work,

NOW THEREFORE BE IT RESOLVED by the Board of County Commissioners of Williamson County on this 9<sup>th</sup> day of July, 2012,

SECTION 1. That one million six hundred sixteen thousand six hundred one dollars (\$1,616,601) be appropriated to nonprofit organizations in Williamson County as reflected below:

<b>ACCOUNT NUMBER</b>	<b>AGENCY</b>	<b>PURPOSE</b>	<b>AMOUNT</b>
101.54310.316.001	Arrington VFD	Emergency Services	\$ 48,363
101.54310.316.002	College Grove VFD	Emergency Services	33,660
101.54310.316.003	Fairview VFD	Emergency Services	40,000
101.54310.316.004	Flat Creek/Bethesda VFD	Emergency Services	51,019
101.54310.316.005	Nolensville VFD	Emergency Services	67,993
101.54310.316.006	W C Rescue Squad	Emergency Services	216,665
101.54310.316.007	Peytonsville VFD	Emergency Services	36,663
101.55190.316	M/C Community Action Agency	Community Services	9,576
101.55310.316	Regional Mental Health Center	Mental Health Services	21,780
101.55390.316	State Rehabilitation Center	Handicapped Services	67,816
101.55390.316.001	M/C HRA Homemaker Services	Community Services	36,000
101.55510.316	Graceworks	Community Services	17,617
101.55520.316	Foster Children	Child Care	11,000
101.56100.316	Adult Activities/Waves	Handicapped Services	45,464
101.56300.316.001	Franklin Senior Citizens	Senior Citizens Services	26,978
101.56300.316.002	Fairview Senior Citizens	Senior Citizens Services	6,031
101.56300.316.003	Hillsboro Senior Citizens	Senior Citizens Services	4,311
101.56300.316.004	College Grove Senior Citizens	Senior Citizens Services	15,975
101.56300.316.005	Bethesda Senior Citizens	Senior Citizens Services	12,010
101.56300.316.007	Nolensville Senior Citizens	Senior Citizens Services	4,230
101.56300.316.008	Brentwood Senior Citizens	Senior Citizens Services	15,975
101.56300.316.009	Spring Hill Senior Citizens	Senior Citizens Services	2,250
101.56500.316.001	Library -Brentwood	Operations	71,950
101.56500.316.002	Library -Spring Hill	Operations	26,165
101.58900.316.001	Boys & Girls Club	Community Services	8,960
101.58900.316.003	Community Child Care	Community Services	7,508
101.58900.316.005	My Friends House	Community Services	4,958
101.58900.316.006	CrimeStoppers	Community Services	873
101.58900.316.007	M/C HRA Nutrition Program	Community Services	14,622
101.58900.316.008	M/C HRA Transportation Program	Community Services	2,241

SECTION 1. (cont.)

<u>ACCOUNT NUMBER</u>	<u>AGENCY</u>	<u>PURPOSE</u>	<u>AMOUNT</u>
101.58900.316.011	Court Appointed Special Advoc.	Community Services	3,292
101.58900.316.015	Community Housing Partnership	Community Services	38,131
101.58900.316.018	Assoc. for Retarded Citizens	Community Services	1,814
101.58900.316.019	Greenbrier Community Center	Community Services	437
101.58900.316.021	SaddleUp!	Handicapped Services	3,600
101.58900.316.023	Bridges of W C	Community Services	15,701
101.58900.316.029	Convention & Visitors Bureau	Tourism	624,977
	Total		<u>\$ 1,616,601</u>

BE IT FURTHER RESOLVED that all appropriations enumerated in Section 1 above are subject to the following conditions:

1. That the nonprofit organizations to which funds are appropriated shall file with the County Clerk and the disbursing officials a copy of any annual report of its business affairs and transactions and the proposed use of the county's funds in accordance with rules promulgated by the Comptroller of the Treasury, Chapter 0380-2-7. Such annual report shall be prepared and certified by the chief financial officer of such nonprofit organization in accordance with Section 5-9-109(c), Tennessee Code Annotated.
2. That said funds must only be used by the named nonprofit charitable organizations in furtherance of their nonprofit charitable purposes benefiting the general welfare of the residents of Williamson County.
3. That it is the expressed interest of the county commission of Williamson County in providing these funds to the above named nonprofit charitable organizations to be fully in compliance with Chapter 0380-2-7 of the Rules of the Comptroller of the Treasury, and Section 5-9-109, Tennessee Code Annotated, and any and all other laws which may apply to county appropriations to nonprofit organizations and so this appropriation is made subject to compliance with any and all of these laws and regulations.

BE IT FURTHER RESOLVED that this resolution shall take effect from and after its passage and its provisions shall be in force from and after July 1, 2012. This resolution shall be spread upon the minutes of the Board of County Commissioners on this 9<sup>th</sup> day of July, 2012.

Williamson County, Tennessee  
Summary Statement of Proposed Operations  
For the Year Ending June 30, 2013

A

Fund	Estimated Beginning Fund Balance 7/1/2012	Estimated Revenue	Transfers In	Total Estimated Available Funds	Estimated Expenditures	Transfers Out	Total Appropri- ations	Estimated Ending Fund Balance 6/30/2013
General	\$ 35,987,974	\$ 63,116,962	\$ 68,835	\$ 99,173,771	\$ 71,074,468	\$ 0	\$ 71,074,468	\$ 28,099,303
Solid Waste/Sanitation	4,068,153	4,543,893	0	8,612,046	4,921,203	0	4,921,203	3,690,843
Drug Control	86,878	36,000	0	122,878	71,000	0	71,000	51,878
Highway/Public Works	13,483,415	10,687,149	100,000	24,270,564	10,996,340	0	10,996,340	13,274,224
General Purpose School	18,767,033	236,692,402	150,000	255,609,435	245,978,265	0	245,978,265	9,631,170
Central Cafeteria	1,925,307	9,994,253	0	11,919,560	10,096,797	0	10,096,797	1,822,763
Extended School Program	713,058	1,726,500	0	2,439,558	1,648,474	0	1,648,474	791,084
General Debt Service	16,950,911	25,517,799	677,100	43,145,810	32,056,200	0	32,056,200	11,089,610
Rural Debt Service	8,512,440	14,264,322	5,000,000	27,776,762	21,110,000	0	21,110,000	6,666,762
<b>Total</b>	<b>\$ 100,495,169</b>	<b>\$ 366,579,280</b>	<b>\$ 5,995,935</b>	<b>\$ 473,070,384</b>	<b>\$ 397,952,747</b>	<b>\$ 0</b>	<b>\$ 397,952,747</b>	<b>\$ 75,117,637</b>

Williamson County, Tennessee

B

Statement of Estimated Revenue from Current Property Taxes

2012 Assessments Based Upon Estimated

Assessed Valuation of \$8,345,098,319

<b>FUND</b>	<b>Proposed Tax Rate</b>	<b>Amount of Tax Levy</b>	<b>Reserve for Delinquency 8%</b>	<b>Estimated Collection of Taxes</b>
General	\$ 0.42	\$ 35,049,413	\$ 2,803,953	\$ 32,245,460
Solid Waste/Sanitation	0.06	\$ 3,080,318	\$ 246,425	\$ 2,833,893
Highway/Public Works	0.05	\$ 875,162	\$ 70,013	\$ 805,149
General Purpose School	1.28	\$ 106,817,258	\$ 8,545,381	\$ 98,271,878
General Debt Service	0.30	\$ 25,035,295	\$ 2,002,824	\$ 23,032,471
Rural Debt Service	0.20	\$ 12,924,665	\$ 1,033,973	\$ 11,890,692
	<b>\$ 2.31</b>	<b>\$ 183,782,112</b>	<b>\$ 14,702,569</b>	<b>\$ 169,079,543</b>

<b>ADA Proration</b>	<b>Percentage</b>	<b>Amount</b>
General Purpose School	90.06%	88,500,725
Franklin Special Schools	9.94%	9,771,153
<b>TOTAL</b>	<b>100.00%</b>	<b>98,271,878</b>

County Assessment Breakdown

County Outside Cities	\$ 1,734,353,128
Brentwood	2,468,914,936
Fairview	161,966,932
Franklin (Outside FSSD)	1,344,440,098
Franklin (Inside FSSD)	1,866,794,545
FSSD (9TH Outside)	15,971,260
Spring Hill	469,365,425
Thompson Station	91,454,060
Nolensville	191,837,935
<b>Total County Assessment</b>	<b>\$ 8,345,098,319</b>

Williamson County, Tennessee  
Statement of Estimated Revenue from Current Property Taxes (cont.)

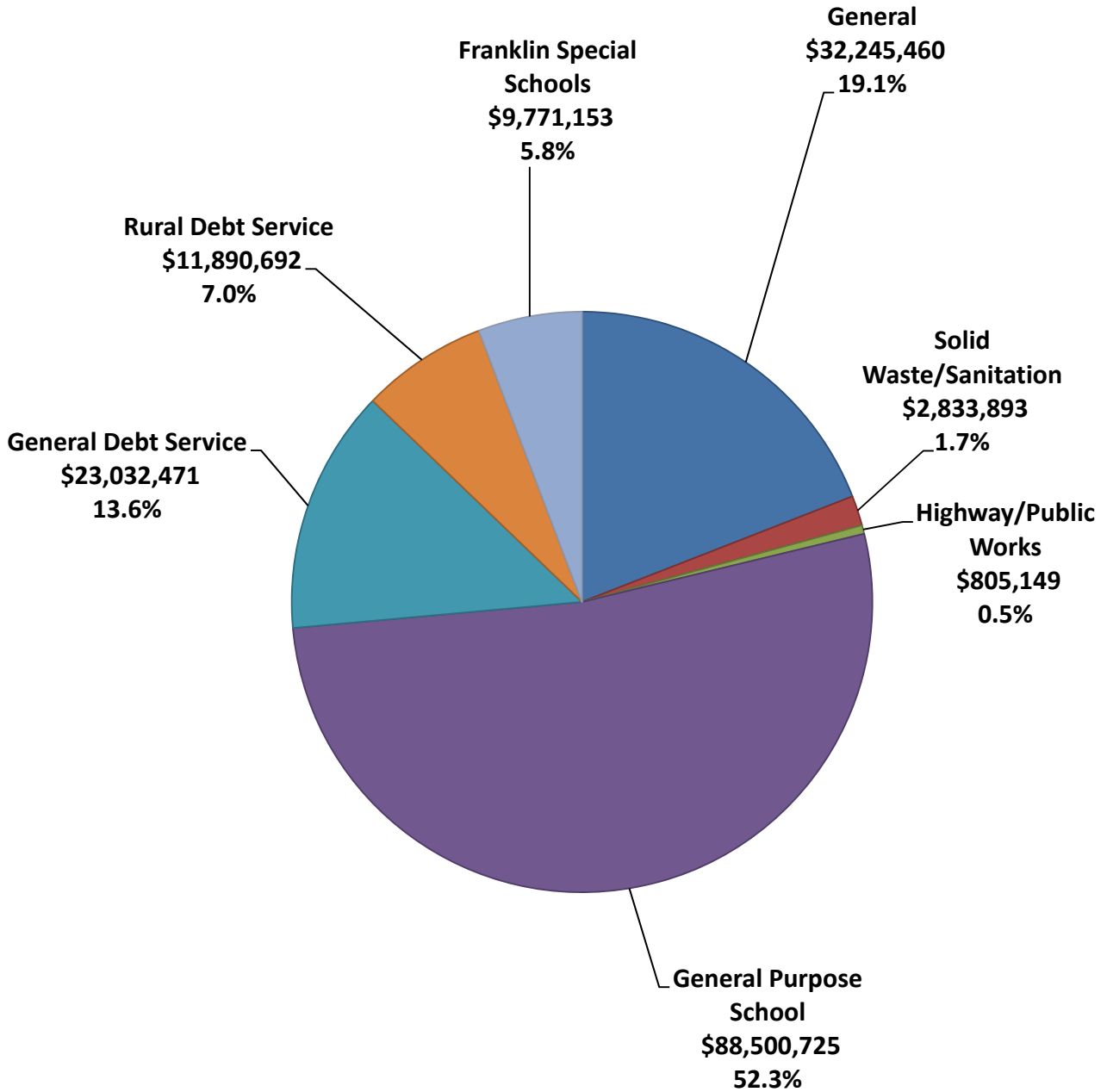
B

<b>FUNDS</b>	<b>TAX BASED ASSESSMENT</b>
General	<u><u>\$ 8,345,098,319</u></u>
General Purpose School	<u><u>\$ 8,345,098,319</u></u>
General Debt Service	<u><u>\$ 8,345,098,319</u></u>
Highway/ Public Works	
County Outside Cities	\$ 1,734,353,128
FSSD (9TH Outside)	<u>15,971,260</u>
Total Highway	<u><u>\$ 1,750,324,388</u></u>
Rural Debt Service	
Total County Assessment	\$ 8,345,098,319
LESS: Franklin (Inside FSSD)	(1,866,794,545)
FSSD (9TH Outside)	<u>(15,971,260)</u>
Total Rural Debt	<u><u>\$ 6,462,332,514</u></u>
Solid Waste/Sanitation	
Total County Assessment	\$ 8,345,098,319
LESS: Franklin (Outside FSSD)	(1,344,440,098)
Franklin (Inside FSSD)	<u>(1,866,794,545)</u>
Total Solid Waste	<u><u>\$ 5,133,863,676</u></u>

# Property Tax Revenue Distribution by Fund

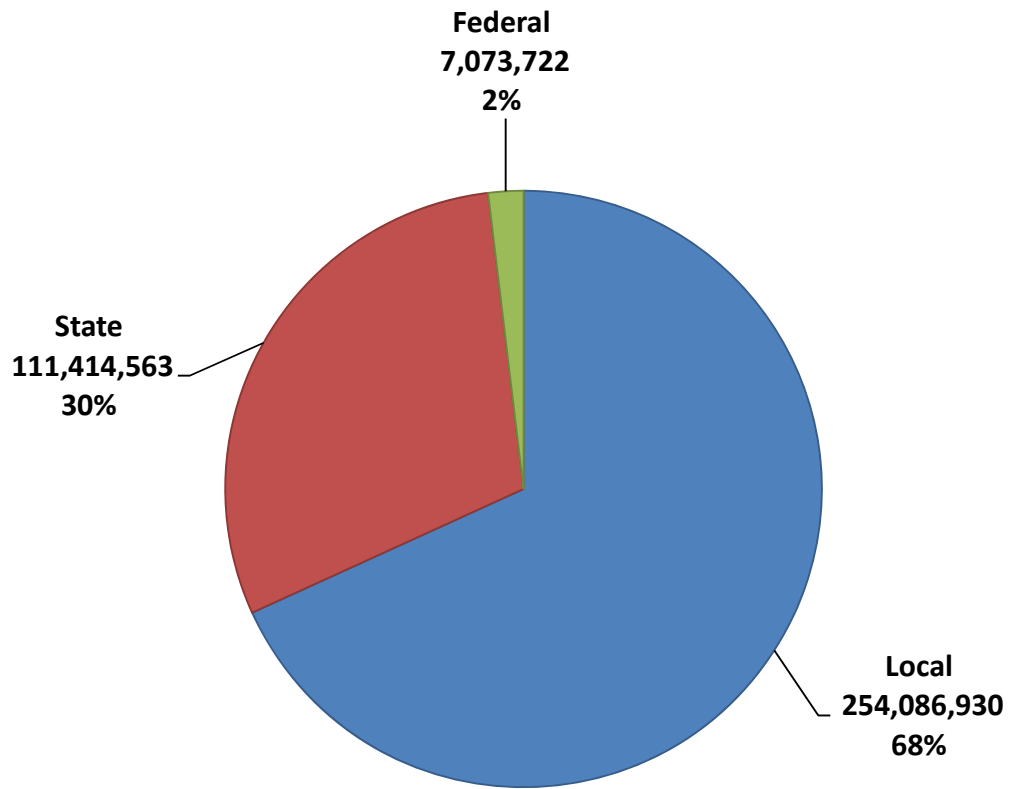
FY 2013

Figure 1



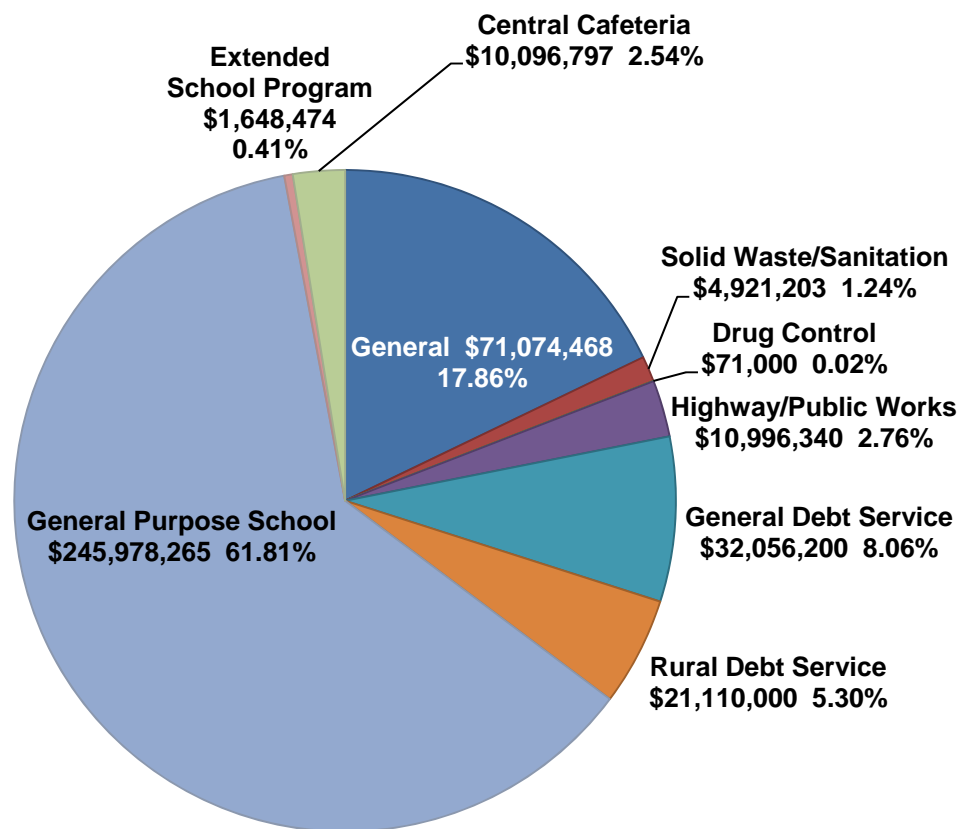
# Major Revenue Sources Total for All Funds FY 2013

Figure 2



# Expenditures Distribution by Fund FY 2013

Figure 3





**Williamson County, Tennessee**  
**General Fund**  
**Statement of Proposed Operations**  
**For the Fiscal Year Ending June 30, 2013**

C

Account No.	Description	Actual 2010 - 2011	Estimated 2011 - 2012	Estimated 2012 - 2013
<u>Estimated Revenues</u>				
40000	<u>LOCAL TAXES</u>			
40100	<u>County Property Taxes</u>			
40110	Current Property Tax	\$ 33,146,151	\$ 34,301,722	\$ 32,245,460
40120	Trustee's Collections - Prior Year	537,656	408,307	600,000
40130	Circuit/Clerk & Master Collections - Prior Years	318,544	259,284	250,000
40140	Interest and Penalty	117,517	100,418	100,000
40161	Payments in Lieu of Taxes - T.V.A.	999	48,809	0
40163	Payments in Lieu of Taxes - Other	48,503	141	0
40200	<u>County Local Option Taxes</u>			
40220	Hotel/Motel Tax	2,708,939	3,124,796	2,800,000
40240	Wheel Tax	0	370,519	300,000
40250	Litigation Tax - General	44,559	45,349	10,000
40260	Litigation Tax - Special Purpose	69,255	74,665	75,000
40266	Litigation Tax - Jail, Workhouse, or Courthouse	2,975	2,719	500
40268	Litigation Tax - Courtroom Security	283,502	298,528	0
40270	Business Tax	0	736,082	400,000
40300	<u>Statutory Local Taxes</u>			
40320	Bank Excise Tax	189,661	150,506	250,000
40330	Wholesale Beer Tax	500,483	522,335	500,000
40331	Beer Privilege Tax	2,375	2,280	2,000
40350	Interstate Telecommunications Tax	353	2,640	500
TOTAL LOCAL TAXES		\$ 37,971,472	\$ 40,449,100	\$ 37,533,460
41000	<u>LICENSES AND PERMITS</u>			
41100	<u>Licenses</u>			
41130	Animal Vaccination	\$ 138,723	\$ 142,449	\$ 150,000
41140	Cable TV Franchise	673,465	701,354	700,000
41500	<u>Permits</u>			
41510	Beer Permits	1,187	1,425	0
41520	Building Permits	249,874	328,307	275,000
41530	Electrical Permits	255	505	0
41590	Other Permits	16,800	24,150	15,000
TOTAL LICENSES AND PERMITS		\$ 1,080,304	\$ 1,198,190	\$ 1,140,000
42000	<u>FINES, FORFEITURES AND PENALTIES</u>			
42100	<u>Circuit Court</u>			
42110	Fines	\$ 13,306	\$ 14,316	\$ 20,000
42120	Officers Costs	28,812	24,098	30,000
42140	Drug Control Fines	0	1,606	0
42150	Jail Fees	8,132	6,403	5,000
42170	Judicial Commissioner Fees	543	668	2,000
42180	DUI Treatment Fines	7,215	5,257	0
42190	Data Entry Fee - Circuit Court	3,101	3,061	0
42191	Courtroom Security Fee	841	785	0
42200	<u>Criminal Court</u>			
42240	Drug Control Fines	282	0	0
42241	Drug Court Fees	4,276	4,137	0

**Williamson County, Tennessee**  
**General Fund**  
**Statement of Proposed Operations (Cont.)**

C

Account No.	Description	Actual 2010 - 2011	Estimated 2011 - 2012	Estimated 2012 - 2013
<u>Estimated Revenues (Cont.)</u>				
42000	<u>FINES, FORFEITURES AND PENALTIES (Cont.)</u>			
42200	<u>Criminal Court (Cont.)</u>			
42290	Data Entry Fee - Criminal Court	\$ 14,060	\$ 14,075	\$ 0
42291	Courtroom Security Fee	5,248	6,261	0
42292	Victims Assistance Assessments	10,574	11,989	0
42300	<u>General Sessions Court</u>			
42310	Fines	69,774	85,673	50,000
42320	Officers Costs	159,698	169,231	175,000
42330	Game and Fish Fines	610	213	500
42340	Drug Control Fines	2,359	0	0
42341	Drug Court Fees	29,027	33,960	0
42350	Jail Fees	20,328	23,133	20,000
42370	Judicial Commissioner Fees	12,407	9,340	13,000
42380	DUI Treatment Fines	28,274	38,541	0
42390	Data Entry Fee - General Sessions Court	7,480	8,298	0
42392	Victims Assistance Assessments	58,878	69,695	0
42400	<u>Juvenile Court</u>			
42410	Fines	51,832	79,050	50,000
42470	Judicial Commissioner Fees	0	0	2,000
42490	Data Entry Fee - Juvenile Court	1,811	2,865	0
42500	<u>Chancery Court</u>			
42520	Officers Costs	17,409	15,966	10,000
42530	Data Entry Fee - Chancery Court	8,253	7,965	0
42600	<u>Other Courts - In-county</u>			
42641	Drug Court Fees	1,151	1,711	0
42670	DUI Treatment Fines	1,597	1,134	0
42800	<u>Judicial District Drug Program</u>			
42872	Victims Assistance Assessments	2,293	2,683	0
42900	<u>Other Fines, Forfeitures, and Penalties</u>			
42910	Proceeds from Confiscated Property	0	2,227	0
42990	Other Fines, Forfeitures, and Penalties	0	0	35,000
TOTAL FINES, FORFEITURES AND PENALTIES		\$ 569,571	\$ 644,341	\$ 412,500
43000	<u>CHARGES FOR CURRENT SERVICES</u>			
43100	<u>General Service Charges</u>			
43190	Other General Service Charges	\$ 15,200	\$ 16,275	\$ 25,000
43194	Service Charges	90,036	88,749	100,000
43300	<u>Fees</u>			
43330	Engineer Review Fees	1,500	6,650	22,600
43340	Recreation Fees	4,032,135	4,095,494	4,000,000
43350	Copy Fees	22,342	22,888	25,000
43360	Library Fees	65,647	65,729	60,000
43370	Telephone Commissions	103,428	127,179	100,000
43392	Data Processing Fee - Register	95,720	102,979	0
43393	Probation Fees	516,007	571,243	550,000
43394	Data Processing Fee - Sheriff	18,998	19,708	0
43395	Sexual Offender Registration Fee - Sheriff	1,900	1,900	0

**Williamson County, Tennessee**  
**General Fund**  
**Statement of Proposed Operations (Cont.)**

C

Account No.	Description	Actual 2010 - 2011	Estimated 2011 - 2012	Estimated 2012 - 2013
	<u>Estimated Revenues (Cont.)</u>			
43000	<u>CHARGES FOR CURRENT SERVICES (Cont.)</u>			
43300	<u>Fees (Cont.)</u>			
43396	Data Processing Fee - County Clerk	\$ 20,316	\$ 19,320	\$ 0
43500	<u>Education Charges</u>			
43533	Transportation from Individuals	39,908	84,446	51,000
43990	<u>Other Charges for Services</u>			
43990	Other Charges for Services	93,141	122,486	125,000
	<b>TOTAL CHARGES FOR CURRENT SERVICES</b>	<b>\$ 5,116,278</b>	<b>\$ 5,345,046</b>	<b>\$ 5,058,600</b>
44000	<u>OTHER LOCAL REVENUES</u>			
44100	<u>Recurring Items</u>			
44110	Investment Income	\$ 219,905	\$ 180,194	\$ 250,000
44120	Lease/Rentals	427,311	572,364	425,000
44130	Sale of Materials and Supplies	1,018	1,198	500
44131	Commissary Sales	0	16	0
44140	Sale of Maps	38,462	45,862	50,000
44145	Sale of Recycled Materials	506	895	0
44170	Miscellaneous Refunds	110,536	9,272	0
44500	<u>Nonrecurring Items</u>			
44530	Sale of Equipment	6,137	26,351	0
44540	Sale of Property	10,000	43,800	0
44560	Damages Recovered from Individuals	5,856	4,019	0
44990	<u>Other Local Revenues</u>			
44990	Other Local Revenues	109,430	100,538	40,000
	<b>TOTAL OTHER LOCAL REVENUES</b>	<b>\$ 929,161</b>	<b>\$ 984,509</b>	<b>\$ 765,500</b>
45000	<u>FEES RECEIVED FROM COUNTY OFFICIALS</u>			
45100	<u>Excess Fees</u>			
45110	County Clerk	\$ 2,106,010	\$ 2,229,474	\$ 2,250,000
45120	Circuit Court Clerk	1,110,392	1,138,138	350,000
45140	General Sessions Court Clerk	0	0	850,000
45150	Clerk and Master	673,157	631,898	625,000
45180	Register	1,599,271	1,792,056	1,650,000
45190	Trustee	5,012,529	5,416,023	5,500,000
45500	<u>Fees In Lieu of Salary</u>			
45560	Juvenile Court Clerk	44,867	39,615	50,000
45590	Sheriff	128,363	121,566	125,000
45610	Trustee	920	706	0
	<b>TOTAL FEES RECEIVED FROM COUNTY OFFICIALS</b>	<b>\$ 10,675,509</b>	<b>\$ 11,369,476</b>	<b>\$ 11,400,000</b>
46000	<u>STATE OF TENNESSEE</u>			
46100	<u>General Government Grants</u>			
46110	Juvenile Services Program	\$ 4,908	\$ 9,000	\$ 5,000
46190	Other General Government Grants	4,750	4,750	0
46200	<u>Public Safety Grants</u>			
46210	Law Enforcement Training Programs	60,000	63,000	66,000
46230	Safe and Drug-Free Schools and Communities	297,817	382,469	280,000

**Williamson County, Tennessee**  
**General Fund**  
**Statement of Proposed Operations (Cont.)**

C

Account No.	Description	Actual 2010 - 2011	Estimated 2011 - 2012	Estimated 2012 - 2013
<u>Estimated Revenues (Cont.)</u>				
46000	<u>STATE OF TENNESSEE (Cont.)</u>			
46400	<u>Public Works Grants</u>			
46430	Litter Program	\$ 72,431	\$ 66,971	\$ 75,000
46800	<u>Other State Revenues</u>			
46820	Income Tax	992,520	994,043	1,500,000
46830	Beer Tax	18,723	18,420	16,000
46840	Alcoholic Beverage Tax	79,968	106,453	150,000
46850	Mixed Drink Tax	45,056	48,706	50,000
46915	Contracted Prisoner Boarding	727,245	1,173,780	800,000
46950	T.B.I. - Equipment Reimbursement	19,777	185,870	500
46960	Registrar's Salary Supplement	15,468	15,164	16,000
46980	Other State Grants	1,596,146	1,507,235	1,220,200
46990	Other State Revenues	37,685	11,324	0
TOTAL STATE OF TENNESSEE		\$ 3,972,494	\$ 4,587,185	\$ 4,178,700
47000	<u>FEDERAL GOVERNMENT</u>			
47301	ARRA Grant #1	\$ 67,213	\$ 0	\$ 0
47801	ARRA Grant #6	6,749	6,955	0
47100	<u>Federal Through State</u>			
47220	Civil Defense Reimbursement	1,010,713	1,074,959	877,846
47230	Disaster Relief	57,563	55,829	0
47590	Other Federal through State	524,118	647,222	1,525,356
47600	<u>Direct Federal Revenue</u>			
47700	Asset Forfeiture Funds	66,364	131,097	0
TOTAL FEDERAL GOVERNMENT		\$ 1,732,720	\$ 1,916,062	\$ 2,403,202
48000	<u>OTHER GOVERNMENTS AND CITIZENS GROUPS</u>			
48100	<u>Other Governments</u>			
48110	Prisoner Board	\$ 3,018	\$ 12,914	\$ 25,000
48140	Contracted Services	244,951	235,010	200,000
48600	<u>Citizens Groups</u>			
48610	Donations	366,201	363,438	0
TOTAL OTHER GOVERNMENTS AND CITIZENS GROUPS		\$ 614,170	\$ 611,362	\$ 225,000
Total Estimated Revenues		\$ 62,661,679	\$ 67,105,271	\$ 63,116,962
Estimated Other Sources:				
49800	Transfers In	\$ 103,801	\$ 79,306	\$ 68,835
Total Estimated Revenues and Other Sources		\$ 62,765,480	\$ 67,184,577	\$ 63,185,797
<u>Estimated Expenditures</u>				
51000	<u>GENERAL GOVERNMENT</u>			
51100	<u>County Commission</u>			
101	County Official/Administrative Officer	\$ 144,594	\$ 150,156	\$ 144,600
199	Other Per Diem & Fees	4,650	4,700	7,000
305	Audit Services	65,476	68,030	68,500

**Williamson County, Tennessee**  
**General Fund**  
**Statement of Proposed Operations (Cont.)**

C

Account No.	Description	Actual 2010 - 2011	Estimated 2011 - 2012	Estimated 2012 - 2013
<u>Estimated Expenditures (Cont.)</u>				
51000	<u>GENERAL GOVERNMENT (Cont.)</u>			
51100	<u>County Commission (Cont.)</u>			
312	Contracts with Private Agencies	\$ 0	\$ 0	\$ 8,000
320	Dues and Memberships	0	65	500
332	Legal Notices, Recording and Court Costs	362	426	1,300
337	Maintenance & Repair Services- Office Equipment	8,425	0	11,735
348	Postal Charges	2,000	1,500	2,000
349	Printing, Stationery and Forms	55	0	1,000
355	Travel	1,298	942	5,000
399	Other Contracted Services	880	0	2,000
509	Refunds	20,048	9,806	28,000
540	Tax Relief Program	489,926	570,073	390,000
599	Other Charges	695	350	1,000
Total County Commission		\$ 738,409	\$ 806,048	\$ 670,635
51210	<u>Board of Equalization</u>			
191	Board and Committee Members Fees	\$ 7,054	\$ 15,113	\$ 7,700
Total Board of Equalization		\$ 7,054	\$ 15,113	\$ 7,700
51220	<u>Beer Board</u>			
191	Board and Committee Members Fees	\$ 1,725	\$ 1,050	\$ 2,700
Total Beer Board		\$ 1,725	\$ 1,050	\$ 2,700
51240	<u>Other Boards and Committees</u>			
191	Board and Committee Members Fees	\$ 1,500	\$ 600	\$ 2,250
302	Advertising	250	0	350
307	Communication	0	0	100
348	Postal Charges	0	0	150
349	Printing, Stationery and Forms	0	0	200
355	Travel	0	0	250
Total Other Boards and Committees		\$ 1,750	\$ 600	\$ 3,300
51300	<u>County Mayor</u>			
101	County Official/Administrative Officer	\$ 132,954	\$ 140,627	\$ 139,011
105	Supervisor/Director	72,030	76,181	75,307
133	Paraprofessionals	0	0	102,439
161	Secretary(s)	102,606	108,533	107,309
168	Temporary Personnel	0	0	1,076
169	Part-time Personnel	0	1,208	4,367
186	Longevity Pay	2,400	2,600	2,800
187	Overtime Pay	0	0	1,020
302	Advertising	0	0	150
307	Communication	2,669	2,564	5,500
308	Consultants	22,500	0	27,000
320	Dues and Memberships	1,537	805	2,200
330	Operating Lease Payments	1,453	1,610	2,250
337	Maintenance & Repair Services- Office Equipment	0	0	1,250

**Williamson County, Tennessee**  
**General Fund**  
**Statement of Proposed Operations (Cont.)**

C

Account No.	Description	Actual 2010 - 2011	Estimated 2011 - 2012	Estimated 2012 - 2013
<u>Estimated Expenditures (Cont.)</u>				
51000	<u>GENERAL GOVERNMENT (Cont.)</u>			
51300	<u>County Mayor (Cont.)</u>			
348	Postal Charges	\$ 4,500	\$ 4,500	\$ 4,500
349	Printing, Stationery and Forms	744	1,375	1,700
355	Travel	1,263	1,653	3,000
399	Other Contracted Services	9,250	64,436	246,136
435	Office Supplies	1,350	1,321	2,130
499	Other Supplies and Materials	683	755	730
508	Premiums on Corporate Surety Bonds	113	113	250
599	Other Charges	3,950	3,488	8,975
Total County Mayor		\$ 360,002	\$ 411,769	\$ 739,100
51310	<u>Personnel Office</u>			
103	Assistant(s)	\$ 81,141	\$ 85,822	\$ 84,844
105	Supervisor/Director	90,896	96,132	95,048
162	Clerical Personnel	0	4,962	63,806
186	Longevity Pay	1,450	1,600	1,750
302	Advertising	0	0	500
307	Communication	451	250	400
317	Data Processing Services	2,605	2,605	3,200
320	Dues and Memberships	305	105	500
348	Postal Charges	223	0	300
349	Printing, Stationery and Forms	3,332	3,872	4,000
355	Travel	16	0	200
435	Office Supplies	657	743	1,250
437	Periodicals	225	240	500
524	In Service/Staff Development	0	0	300
Total Personnel Office		\$ 181,301	\$ 196,331	\$ 256,598
51400	<u>County Attorney</u>			
331	Legal Services	\$ 590,059	\$ 577,497	\$ 665,000
Total County Attorney		\$ 590,059	\$ 577,497	\$ 665,000
51500	<u>Election Commission (Including Voter Registration)</u>			
101	County Official/Administrative Officer	\$ 90,022	\$ 95,245	\$ 94,162
103	Assistant(s)	112,200	116,204	138,314
168	Temporary Personnel	81,170	31,109	95,857
169	Part-time Personnel	20,962	28,648	27,542
186	Longevity Pay	2,350	1,500	1,850
187	Overtime Pay	16,112	7,235	31,435
192	Election Commission	5,785	5,525	7,200
193	Election Workers	101,215	60,005	149,340
302	Advertising	9,535	7,560	9,300
307	Communication	2,672	117	10,906
320	Dues and Memberships	3,325	3,436	5,100
327	Freight Expenses	11,920	6,382	19,600
330	Operating Lease Payments	91,126	144,197	5,500

**Williamson County, Tennessee**  
**General Fund**  
**Statement of Proposed Operations (Cont.)**

C

Account No.	Description	Actual 2010 - 2011	Estimated 2011 - 2012	Estimated 2012 - 2013
<u>Estimated Expenditures (Cont.)</u>				
51000	<u>GENERAL GOVERNMENT (Cont.)</u>			
51500	<u>Election Commission (Including Voter Registration) (Cont.)</u>			
333	Licenses	\$ 16,818	\$ 29,893	\$ 25,151
336	Maintenance & Repair Services- Equipment	35,395	19,140	43,536
337	Maintenance & Repair Services- Office Equipment	26,109	28,869	25,000
348	Postal Charges	16,019	14,539	71,114
349	Printing, Stationery and Forms	10,422	24,352	73,000
355	Travel	5,132	1,152	2,461
435	Office Supplies	6,226	9,997	12,800
437	Periodicals	276	297	357
599	Other Charges	652	410	4,035
Total Election Commission (Including Voter Registration)		\$ 665,443	\$ 635,812	\$ 853,560
51600	<u>Register of Deeds</u>			
101	County Official/Administrative Officer	\$ 100,069	\$ 105,838	\$ 104,625
106	Deputy(ies)	381,809	397,735	427,220
169	Part-time Personnel	295	748	0
186	Longevity Pay	6,150	6,750	7,650
307	Communication	1,934	268	7,000
320	Dues and Memberships	1,016	716	1,500
330	Operating Lease Payments	11,715	12,533	1,380
337	Maintenance & Repair Services- Office Equipment	44,775	39,821	376
348	Postal Charges	6,144	6,204	9,040
349	Printing, Stationery and Forms	20,545	30,749	31,251
355	Travel	0	0	800
508	Premiums on Corporate Surety Bonds	75	75	175
709	Data Processing Equipment	8,452	44,479	0
Total Register of Deeds		\$ 582,979	\$ 645,916	\$ 591,017
51710	<u>Development</u>			
103	Assistant(s)	\$ 1,157,866	\$ 1,207,071	\$ 1,355,624
105	Supervisor/Director	97,386	103,011	101,829
106	Deputy(ies)	355,347	375,854	374,740
161	Secretary(s)	281,928	299,751	328,384
168	Temporary Personnel	0	2,868	9,020
169	Part-time Personnel	0	0	11,911
186	Longevity Pay	21,600	24,350	26,350
191	Board and Committee Members Fees	13,073	14,964	18,100
307	Communication	6,468	5,857	13,000
308	Consultants	43,020	16,662	8,500
320	Dues and Memberships	638	673	800
330	Operating Lease Payments	3,592	8,051	9,130
337	Maintenance & Repair Services- Office Equipment	3,127	2,044	2,350
348	Postal Charges	4,941	4,973	5,494
355	Travel	255	253	500
435	Office Supplies	15,311	10,604	12,414
524	In Service/Staff Development	210	120	820

**Williamson County, Tennessee**  
**General Fund**  
**Statement of Proposed Operations (Cont.)**

C

Account No.	Description	Actual 2010 - 2011	Estimated 2011 - 2012	Estimated 2012 - 2013
<u>Estimated Expenditures (Cont.)</u>				
51000	<u>GENERAL GOVERNMENT (Cont.)</u>			
51710	<u>Development (Cont.)</u>			
599	Other Charges	\$ 304	\$ 1,426	\$ 2,000
	Total Development	\$ 2,005,066	\$ 2,078,532	\$ 2,280,966
51720	<u>Planning</u>			
302	Advertising	\$ 453	\$ 897	\$ 900
308	Consultants	4,500	2,550	5,000
320	Dues and Memberships	1,266	1,015	1,330
322	Evaluation and Testing	5,000	9,900	11,250
338	Maintenance & Repair Services- Vehicles	169	344	650
355	Travel	8	129	400
425	Gasoline	601	609	960
429	Instructional Supplies and Materials	1,125	1,061	1,065
524	In Service/Staff Development	872	1,190	2,300
	Total Planning	\$ 13,994	\$ 17,695	\$ 23,855
51730	<u>Building</u>			
302	Advertising	\$ 0	\$ 0	\$ 20
307	Communication	1,748	1,699	2,860
320	Dues and Memberships	380	425	480
338	Maintenance & Repair Services- Vehicles	2,716	4,654	6,725
425	Gasoline	8,668	10,417	12,940
451	Uniforms	279	282	1,800
524	In Service/Staff Development	3,258	2,799	11,300
	Total Building	\$ 17,049	\$ 20,276	\$ 36,125
51740	<u>Engineering</u>			
191	Board and Committee Members Fees	\$ 1,317	\$ 2,625	\$ 6,300
308	Consultants	0	0	5,000
320	Dues and Memberships	1,160	1,110	1,500
322	Evaluation and Testing	3,965	7,974	9,057
338	Maintenance & Repair Services- Vehicles	2,527	1,937	3,500
361	Permits	3,460	3,460	3,460
425	Gasoline	3,816	4,831	5,980
429	Instructional Supplies and Materials	553	981	6,500
451	Uniforms	460	450	700
524	In Service/Staff Development	3,555	4,675	6,000
	Total Engineering	\$ 20,813	\$ 28,043	\$ 47,997
51750	<u>Codes Compliance</u>			
302	Advertising	\$ 314	\$ 410	\$ 1,500
307	Communication	1,196	1,022	1,700
308	Consultants	0	2,000	10,000
312	Contracts with Private Agencies	0	0	20,174
320	Dues and Memberships	0	0	195
331	Legal Services	0	0	200



**Williamson County, Tennessee**  
**General Fund**  
**Statement of Proposed Operations (Cont.)**

C

Account No.	Description	Actual 2010 - 2011	Estimated 2011 - 2012	Estimated 2012 - 2013
<u>Estimated Expenditures (Cont.)</u>				
51000	<u>GENERAL GOVERNMENT (Cont.)</u>			
51750	<u>Codes Compliance (Cont.)</u>			
338	Maintenance & Repair Services- Vehicles	\$ 1,383	\$ 1,358	\$ 7,000
355	Travel	813	935	950
425	Gasoline	1,877	2,159	3,900
437	Periodicals	119	142	400
451	Uniforms	485	498	500
524	In Service/Staff Development	1,812	1,537	3,862
Total Codes Compliance		\$ 7,999	\$ 10,061	\$ 50,381
51760	<u>Geographical Information Systems</u>			
105	Supervisor/Director	\$ 91,146	\$ 96,411	\$ 95,305
121	Data Processing Personnel	528,798	561,585	559,558
161	Secretary(s)	30,285	32,030	31,662
169	Part-time Personnel	20,116	16,408	21,710
186	Longevity Pay	5,800	6,250	7,450
307	Communication	120,838	379,228	128,160
308	Consultants	7,663	9,329	10,000
320	Dues and Memberships	1,500	1,369	1,500
333	Licenses	215,065	214,831	303,056
338	Maintenance & Repair Services- Vehicles	932	999	1,000
355	Travel	146	450	1,000
399	Other Contracted Services	10,723	11,219	11,415
425	Gasoline	3,447	4,104	4,680
429	Instructional Supplies and Materials	620	483	700
435	Office Supplies	7,217	6,709	7,000
451	Uniforms	2,349	0	4,000
524	In Service/Staff Development	4,990	6,998	15,100
599	Other Charges	0	0	1,000
Total Geographical Information Systems		\$ 1,051,635	\$ 1,348,403	\$ 1,204,296
51800	<u>County Buildings</u>			
105	Supervisor/Director	\$ 99,861	\$ 105,622	\$ 104,407
106	Deputy(ies)	64,792	68,524	70,037
141	Foremen	54,308	57,433	56,780
142	Mechanic(s)	580,368	612,343	710,216
150	Nightwatchmen	25,888	27,370	27,096
162	Clerical Personnel	35,942	38,025	37,592
166	Custodial Personnel	287,644	303,556	304,430
169	Part-time Personnel	179,284	194,216	223,952
186	Longevity Pay	11,350	13,500	14,500
187	Overtime Pay	30,458	26,395	69,540
307	Communication	35,682	37,072	63,000
312	Contracts with Private Agencies	65,875	66,480	75,000
330	Operating Lease Payments	1,403	1,500	1,500
335	Maintenance & Repair Services- Buildings	370,970	384,868	454,500
338	Maintenance & Repair Services- Vehicles	18,804	23,582	32,400

**Williamson County, Tennessee**  
**General Fund**  
**Statement of Proposed Operations (Cont.)**

C

Account No.	Description	Actual 2010 - 2011	Estimated 2011 - 2012	Estimated 2012 - 2013
<u>Estimated Expenditures (Cont.)</u>				
51000	<u>GENERAL GOVERNMENT (Cont.)</u>			
51800	<u>County Buildings (Cont.)</u>			
355	Travel	\$ 0	\$ 0	\$ 1,000
410	Custodial Supplies	56,970	80,869	82,000
415	Electricity	580,189	628,176	595,000
425	Gasoline	49,321	53,883	52,500
434	Natural Gas	49,701	39,333	100,000
435	Office Supplies	1,950	1,763	1,800
451	Uniforms	9,221	11,352	15,000
454	Water and Sewer	39,548	47,607	52,500
524	In Service/Staff Development	320	2,855	6,300
599	Other Charges	3	0	2,000
718	Motor Vehicles	0	18,596	0
Total County Buildings		\$ 2,649,852	\$ 2,844,920	\$ 3,153,050
51810	<u>Other Facilities</u>			
103	Assistant(s)	\$ 30,576	\$ 32,332	\$ 31,960
105	Supervisor/Director	47,258	49,975	49,400
169	Part-time Personnel	11,250	13,678	13,425
186	Longevity Pay	350	400	700
307	Communication	298	341	741
337	Maintenance & Repair Services- Office Equipment	225	888	895
338	Maintenance & Repair Services- Vehicles	0	832	1,060
355	Travel	397	549	630
425	Gasoline	533	543	1,053
435	Office Supplies	2,267	1,552	1,700
499	Other Supplies and Materials	2,680	4,545	2,700
Total Other Facilities		\$ 95,834	\$ 105,635	\$ 104,264
51910	<u>Preservation of Records</u>			
101	County Official/Administrative Officer	\$ 52,062	\$ 55,065	\$ 54,442
103	Assistant(s)	93,131	89,806	101,960
168	Temporary Personnel	9,025	3,871	6,175
186	Longevity Pay	2,800	2,200	2,350
307	Communication	1,122	1,556	2,000
330	Operating Lease Payments	2,763	1,725	3,550
333	Licenses	3,455	2,650	2,480
337	Maintenance & Repair Services- Office Equipment	2,935	285	10,000
348	Postal Charges	202	363	500
399	Other Contracted Services	0	1,200	1,200
435	Office Supplies	5,042	4,887	14,200
499	Other Supplies and Materials	14,957	4,470	18,000
Total Preservation of Records		\$ 187,494	\$ 168,078	\$ 216,857
51920	<u>Risk Management</u>			
101	County Official/Administrative Officer	\$ 79,768	\$ 84,446	\$ 83,491
103	Assistant(s)	71,858	71,179	106,405

**Williamson County, Tennessee**  
**General Fund**  
**Statement of Proposed Operations (Cont.)**

C

Account No.	Description	Actual 2010 - 2011	Estimated 2011 - 2012	Estimated 2012 - 2013
	<u>Estimated Expenditures (Cont.)</u>			
51000	<u>GENERAL GOVERNMENT (Cont.)</u>			
51920	<u>Risk Management (Cont.)</u>			
186	Longevity Pay	\$ 700	\$ 800	\$ 900
307	Communication	1,378	1,640	2,000
320	Dues and Memberships	112	185	550
348	Postal Charges	950	1,000	1,000
349	Printing, Stationery and Forms	0	0	500
355	Travel	362	1,331	1,000
411	Data Processing Supplies	0	0	190
429	Instructional Supplies and Materials	813	142	1,000
435	Office Supplies	1,122	1,451	1,500
	Total Risk Management	\$ 157,063	\$ 162,174	\$ 198,536
51930	<u>Other Risk Management</u>			
133	Paraprofessionals	\$ 68,890	\$ 72,859	\$ 72,022
162	Clerical Personnel	154,084	165,183	169,074
168	Temporary Personnel	0	0	15,000
186	Longevity Pay	1,200	1,800	2,250
307	Communication	2,413	1,278	1,400
330	Operating Lease Payments	1,862	1,980	2,250
348	Postal Charges	8,224	8,142	8,350
349	Printing, Stationery and Forms	4,250	4,101	4,424
355	Travel	391	245	1,000
435	Office Supplies	1,032	2,893	2,206
524	In Service/Staff Development	151	305	600
	Total Other Risk Management	\$ 242,497	\$ 258,786	\$ 278,576
52000	<u>FINANCE</u>			
52100	<u>Accounting and Budgeting</u>			
101	County Official/Administrative Officer	\$ 96,952	\$ 113,627	\$ 112,156
103	Assistant(s)	70,325	74,390	73,534
119	Accountants/Bookkeepers	289,692	314,713	333,556
122	Purchasing Personnel	91,446	96,901	96,073
168	Temporary Personnel	0	0	20,000
186	Longevity Pay	4,500	4,950	5,400
187	Overtime Pay	0	0	16,000
307	Communication	2,546	1,683	3,540
330	Operating Lease Payments	1,492	1,480	1,564
337	Maintenance & Repair Services- Office Equipment	8,427	8,707	10,000
348	Postal Charges	5,922	5,908	6,000
349	Printing, Stationery and Forms	6,448	4,918	6,495
355	Travel	0	290	300
435	Office Supplies	7,053	8,440	7,255
508	Premiums on Corporate Surety Bonds	150	150	150
524	In Service/Staff Development	3,198	3,161	2,755
599	Other Charges	150	55	150
709	Data Processing Equipment	186,949	195,752	200,000

**Williamson County, Tennessee**  
**General Fund**  
**Statement of Proposed Operations (Cont.)**

C

Account No.	Description	Actual 2010 - 2011	Estimated 2011 - 2012	Estimated 2012 - 2013
	<u>Estimated Expenditures (Cont.)</u>			
52000	<u>FINANCE (Cont.)</u>			
52100	<u>Accounting and Budgeting (Cont.)</u>			
711	Furniture and Fixtures	\$ 19,242	\$ 41,214	\$ 50,000
	Total Accounting and Budgeting	\$ 794,492	\$ 876,339	\$ 944,928
52300	<u>Property Assessor's Office</u>			
101	County Official/Administrative Officer	\$ 100,069	\$ 105,838	\$ 104,625
106	Deputy(ies)	1,004,745	1,049,334	1,072,295
140	Salary Supplements	8,750	8,750	4,869
168	Temporary Personnel	0	0	461
169	Part-time Personnel	22,451	9,563	37,003
186	Longevity Pay	11,650	12,300	12,300
187	Overtime Pay	57,595	18,984	35,847
302	Advertising	79	79	250
307	Communication	11,727	6,042	8,000
308	Consultants	153,000	134,543	141,543
317	Data Processing Services	20,326	14,736	15,450
320	Dues and Memberships	2,247	2,435	3,247
330	Operating Lease Payments	14,266	16,635	18,500
333	Licenses	0	255	400
337	Maintenance & Repair Services- Office Equipment	6,809	6,827	13,800
338	Maintenance & Repair Services- Vehicles	1,399	2,749	2,900
348	Postal Charges	28,252	12,294	16,500
349	Printing, Stationery and Forms	2,771	3,270	3,800
355	Travel	1,434	1,618	4,000
425	Gasoline	3,043	3,437	8,450
435	Office Supplies	10,198	12,779	13,500
437	Periodicals	585	1,609	1,800
508	Premiums on Corporate Surety Bonds	75	150	100
524	In Service/Staff Development	2,356	1,929	4,500
599	Other Charges	6,147	7,067	8,000
	Total Property Assessor's Office	\$ 1,469,974	\$ 1,433,223	\$ 1,532,140
52400	<u>County Trustee's Office</u>			
101	County Official/Administrative Officer	\$ 100,069	\$ 105,838	\$ 104,625
103	Assistant(s)	251,430	265,941	266,348
169	Part-time Personnel	19,555	27,885	75,851
186	Longevity Pay	2,850	3,200	3,550
187	Overtime Pay	2,886	780	5,299
302	Advertising	978	772	2,160
307	Communication	1,412	1,850	1,858
317	Data Processing Services	9,083	29,438	58,500
320	Dues and Memberships	851	751	1,245
337	Maintenance & Repair Services- Office Equipment	18,248	19,045	26,235
348	Postal Charges	30,981	30,347	6,230
349	Printing, Stationery and Forms	15,520	12,374	11,000
355	Travel	1,098	1,223	1,400

**Williamson County, Tennessee**  
**General Fund**  
**Statement of Proposed Operations (Cont.)**

C

Account No.	Description	Actual 2010 - 2011	Estimated 2011 - 2012	Estimated 2012 - 2013
	<u>Estimated Expenditures (Cont.)</u>			
52000	<u>FINANCE (Cont.)</u>			
52400	<u>County Trustee's Office (Cont.)</u>			
508	Premiums on Corporate Surety Bonds	\$ 5,600	\$ 7,439	\$ 7,500
524	In Service/Staff Development	2,205	2,346	2,656
599	Other Charges	175	2,498	540
	Total County Trustee's Office	\$ 462,941	\$ 511,727	\$ 574,997
52500	<u>County Clerk's Office</u>			
101	County Official/Administrative Officer	\$ 100,069	\$ 105,838	\$ 104,625
103	Assistant(s)	617,937	619,263	707,696
168	Temporary Personnel	14,889	3,998	13,130
169	Part-time Personnel	27,086	19,271	48,380
186	Longevity Pay	8,100	8,200	7,150
302	Advertising	988	1,050	315
307	Communication	3,785	296	4,680
320	Dues and Memberships	766	766	630
330	Operating Lease Payments	4,397	4,427	4,320
337	Maintenance & Repair Services- Office Equipment	16,457	15,838	13,860
348	Postal Charges	35,449	36,642	26,325
349	Printing, Stationery and Forms	7,800	9,518	10,575
355	Travel	0	0	675
499	Other Supplies and Materials	4,000	4,858	3,780
508	Premiums on Corporate Surety Bonds	163	163	135
599	Other Charges	12	12	315
709	Data Processing Equipment	6,814	0	0
719	Office Equipment	0	7,700	0
	Total County Clerk's Office	\$ 848,712	\$ 837,840	\$ 946,591
53000	<u>ADMINISTRATION OF JUSTICE</u>			
53100	<u>Circuit Court</u>			
101	County Official/Administrative Officer	\$ 100,069	\$ 105,838	\$ 104,625
106	Deputy(ies)	970,855	1,034,519	1,093,942
169	Part-time Personnel	75,309	77,100	109,865
186	Longevity Pay	17,050	17,800	18,000
194	Jury and Witness Fees	28,292	26,451	50,000
307	Communication	4,807	5,763	8,000
320	Dues and Memberships	986	686	700
330	Operating Lease Payments	40,912	40,703	33,960
332	Legal Notices, Recording and Court Costs	9,896	(3,995)	8,700
337	Maintenance & Repair Services- Office Equipment	546	0	500
348	Postal Charges	15,933	16,289	16,500
349	Printing, Stationery and Forms	10,670	11,122	13,000
355	Travel	173	188	200
422	Food Supplies	1,000	2,408	3,200
435	Office Supplies	15,805	15,389	15,748
508	Premiums on Corporate Surety Bonds	113	113	300
599	Other Charges	0	0	500

**Williamson County, Tennessee**  
**General Fund**  
**Statement of Proposed Operations (Cont.)**

C

Account No.	Description	Actual 2010 - 2011	Estimated 2011 - 2012	Estimated 2012 - 2013
<u>Estimated Expenditures (Cont.)</u>				
53000	<u>ADMINISTRATION OF JUSTICE (Cont.)</u>			
53100	<u>Circuit Court (Cont.)</u>			
719	Office Equipment	\$ 12,837	\$ 15,454	\$ 0
	Total Circuit Court	\$ 1,305,253	\$ 1,365,828	\$ 1,477,740
53300	<u>General Sessions Court</u>			
102	Judge(s)	\$ 291,990	\$ 307,790	\$ 306,135
103	Assistant(s)	154,024	162,908	374,364
111	Probation Officer(s)	113,464	120,008	118,721
161	Secretary(s)	79,295	71,514	84,332
162	Clerical Personnel	26,645	28,190	27,873
168	Temporary Personnel	1,978	3,176	2,593
169	Part-time Personnel	0	0	17,630
186	Longevity Pay	4,200	3,550	7,100
187	Overtime Pay	0	0	7,328
307	Communication	2,489	3,184	3,452
309	Contracts with Government Agencies	66,935	78,331	0
320	Dues and Memberships	730	850	2,289
322	Evaluation and Testing	3,535	2,688	1,340
330	Operating Lease Payments	2,513	2,422	2,518
337	Maintenance & Repair Services- Office Equipment	0	0	692
348	Postal Charges	1,848	495	1,898
349	Printing, Stationery and Forms	756	1,935	1,296
351	Rentals	783	0	0
355	Travel	1,725	1,124	4,186
435	Office Supplies	5,594	5,769	5,375
437	Periodicals	1,756	2,373	2,408
524	In Service/Staff Development	40	255	1,982
599	Other Charges	0	86	238
	Total General Sessions Court	\$ 760,300	\$ 796,648	\$ 973,750
53330	<u>Drug Court</u>			
368	Drug Treatment	\$ 83,093	\$ 74,185	\$ 0
	Total Drug Court	\$ 83,093	\$ 74,185	\$ 0
53400	<u>Chancery Court</u>			
101	County Official/Administrative Officer	\$ 100,069	\$ 105,838	\$ 104,625
103	Assistant(s)	246,432	264,391	261,631
169	Part-time Personnel	5,160	4,986	6,555
186	Longevity Pay	3,900	4,250	4,600
307	Communication	2,075	2,416	2,300
320	Dues and Memberships	836	836	836
337	Maintenance & Repair Services- Office Equipment	11,175	12,263	11,244
348	Postal Charges	14,266	15,449	14,560
349	Printing, Stationery and Forms	4,167	5,246	4,250
435	Office Supplies	3,358	3,707	3,710
437	Periodicals	549	794	800

**Williamson County, Tennessee**  
**General Fund**  
**Statement of Proposed Operations (Cont.)**

C

Account No.	Description	Actual 2010 - 2011	Estimated 2011 - 2012	Estimated 2012 - 2013
<u>Estimated Expenditures (Cont.)</u>				
53000	<u>ADMINISTRATION OF JUSTICE (Cont.)</u>			
53400	<u>Chancery Court (Cont.)</u>			
499	Other Supplies and Materials	\$ 561	\$ 400	\$ 575
508	Premiums on Corporate Surety Bonds	235	235	225
524	In Service/Staff Development	800	400	450
599	Other Charges	0	116	250
719	Office Equipment	1,761	3,823	0
Total Chancery Court		\$ 395,344	\$ 425,150	\$ 416,611
53500	<u>Juvenile Court</u>			
101	County Official/Administrative Officer	\$ 100,069	\$ 105,838	\$ 104,625
103	Assistant(s)	228,883	242,107	243,094
169	Part-time Personnel	21,210	17,800	18,050
186	Longevity Pay	4,050	4,300	4,550
187	Overtime Pay	0	0	714
194	Jury and Witness Fees	0	0	200
307	Communication	3,518	2,924	4,100
320	Dues and Memberships	821	821	900
330	Operating Lease Payments	5,410	6,297	7,000
332	Legal Notices, Recording and Court Costs	0	0	150
337	Maintenance & Repair Services- Office Equipment	4,000	1,994	3,000
348	Postal Charges	4,000	4,000	4,000
349	Printing, Stationery and Forms	4,542	4,548	4,800
355	Travel	417	475	1,150
399	Other Contracted Services	8,100	9,507	12,500
435	Office Supplies	1,762	1,781	1,900
508	Premiums on Corporate Surety Bonds	163	113	200
524	In Service/Staff Development	800	0	800
599	Other Charges	200	292	565
709	Data Processing Equipment	1,045	12,754	0
Total Juvenile Court		\$ 388,990	\$ 415,551	\$ 412,298
53900	<u>Other Administration of Justice</u>			
101	County Official/Administrative Officer	\$ 59,347	\$ 65,471	\$ 68,835
103	Assistant(s)	75,462	78,039	81,962
169	Part-time Personnel	12,337	16,229	27,589
186	Longevity Pay	0	300	0
Total Other Administration of Justice		\$ 147,146	\$ 160,039	\$ 178,386
53930	<u>Victim Assistance Program</u>			
316	Contributions	\$ 87,661	\$ 72,987	\$ 0
Total Victim Assistance Program		\$ 87,661	\$ 72,987	\$ 0
54000	<u>PUBLIC SAFETY</u>			
54110	<u>Sheriff's Department</u>			
101	County Official/Administrative Officer	\$ 110,032	\$ 116,424	\$ 115,087
106	Deputy(ies)	4,417,476	4,722,655	4,581,770

**Williamson County, Tennessee**  
**General Fund**  
**Statement of Proposed Operations (Cont.)**

C

Account No.	Description	Actual 2010 - 2011	Estimated 2011 - 2012	Estimated 2012 - 2013
	<u>Estimated Expenditures (Cont.)</u>			
54000	<u>PUBLIC SAFETY (Cont.)</u>			
54110	<u>Sheriff's Department (Cont.)</u>			
119	Accountants/Bookkeepers	\$ 53,810	\$ 56,919	\$ 56,283
140	Salary Supplements	60,000	63,000	66,000
162	Clerical Personnel	377,808	401,942	433,494
186	Longevity Pay	50,550	56,450	62,100
187	Overtime Pay	246,503	258,455	215,765
307	Communication	26,969	36,042	37,200
312	Contracts with Private Agencies	79,406	78,436	88,452
322	Evaluation and Testing	1,760	260	4,440
330	Operating Lease Payments	9,044	7,666	11,400
338	Maintenance & Repair Services- Vehicles	115,630	114,469	90,552
348	Postal Charges	5,783	4,885	8,000
354	Transportation - Other than Students	20,600	22,407	35,000
355	Travel	0	34	65
411	Data Processing Supplies	16,318	16,702	16,613
425	Gasoline	357,936	436,167	508,800
431	Law Enforcement Supplies	13,466	13,617	10,000
435	Office Supplies	24,403	21,775	18,000
437	Periodicals	1,117	653	4,000
450	Tires and Tubes	34,298	42,493	40,745
451	Uniforms	75,783	74,148	86,000
499	Other Supplies and Materials	5,684	5,800	5,800
508	Premiums on Corporate Surety Bonds	75	75	100
524	In Service/Staff Development	64,077	68,725	77,600
599	Other Charges	27,068	27,225	27,382
701	Administration Equipment	5,839	0	0
709	Data Processing Equipment	15,169	0	30,000
716	Law Enforcement Equipment	81,674	154,106	103,354
718	Motor Vehicles	0	280,301	414,180
799	Other Capital Outlay	35,219	0	0
	Total Sheriff's Department	\$ 6,333,497	\$ 7,081,831	\$ 7,148,182
54130	<u>Traffic Control</u>			
160	Guards	\$ 61,643	\$ 71,021	\$ 98,832
302	Advertising	120	685	800
451	Uniforms	2,530	2,539	2,800
	Total Traffic Control	\$ 64,293	\$ 74,245	\$ 102,432
54210	<u>Jail</u>			
160	Guards	\$ 2,870,045	\$ 3,015,709	\$ 3,249,048
186	Longevity Pay	13,250	14,300	15,350
187	Overtime Pay	76,700	86,933	88,294
307	Communication	24,102	19,550	25,000
322	Evaluation and Testing	10,100	9,175	10,000
329	Laundry Service	51,007	46,481	47,000
330	Operating Lease Payments	5,157	4,536	5,500



**Williamson County, Tennessee**  
**General Fund**  
**Statement of Proposed Operations (Cont.)**

C

Account No.	Description	Actual 2010 - 2011	Estimated 2011 - 2012	Estimated 2012 - 2013
<u>Estimated Expenditures (Cont.)</u>				
54000	<u>PUBLIC SAFETY (Cont.)</u>			
54210	<u>Jail (Cont.)</u>			
335	Maintenance & Repair Services- Buildings	\$ 76,411	\$ 111,348	\$ 84,700
336	Maintenance & Repair Services- Equipment	13,782	14,233	19,460
338	Maintenance & Repair Services- Vehicles	11,915	11,939	7,000
340	Medical and Dental Services	814,323	798,743	814,560
348	Postal Charges	878	888	888
351	Rentals	0	0	500
413	Drugs and Medical Supplies	7,735	5,379	8,000
415	Electricity	232,417	210,734	230,000
422	Food Supplies	341,609	367,313	396,600
425	Gasoline	14,112	12,402	18,860
434	Natural Gas	46,270	39,206	66,520
435	Office Supplies	17,124	22,780	17,400
437	Periodicals	319	219	500
441	Prisoners Clothing	11,152	11,006	11,250
451	Uniforms	30,299	25,128	30,000
454	Water and Sewer	113,780	111,298	133,860
499	Other Supplies and Materials	30,138	23,369	23,000
524	In Service/Staff Development	12,967	19,616	13,105
799	Other Capital Outlay	8,700	0	0
Total Jail		\$ 4,834,292	\$ 4,982,285	\$ 5,316,395
54220	<u>Workhouse</u>			
106	Deputy(ies)	\$ 116,441	\$ 121,675	\$ 130,207
186	Longevity Pay	1,700	2,050	1,650
338	Maintenance & Repair Services- Vehicles	5,589	4,985	5,625
425	Gasoline	18,907	17,497	26,100
429	Instructional Supplies and Materials	14,773	19,183	19,200
435	Office Supplies	1,895	1,776	1,900
436	Other Road Supplies	5,612	4,619	5,627
446	Small Tools	1,925	2,999	2,000
451	Uniforms	1,833	2,642	3,000
499	Other Supplies and Materials	3,813	3,957	4,000
Total Workhouse		\$ 172,488	\$ 181,383	\$ 199,309
54240	<u>Juvenile Services</u>			
102	Judge(s)	\$ 96,491	\$ 102,062	\$ 100,887
103	Assistant(s)	1,082,071	1,149,756	923,373
116	Teachers	124,331	136,033	134,473
169	Part-time Personnel	88,095	85,480	64,685
186	Longevity Pay	13,550	15,050	13,600
187	Overtime Pay	2,155	2,703	10,305
307	Communication	7,195	9,296	8,972
320	Dues and Memberships	1,700	970	723
330	Operating Lease Payments	7,901	8,110	9,774
331	Legal Services	34,062	34,306	37,065

**Williamson County, Tennessee**  
**General Fund**  
**Statement of Proposed Operations (Cont.)**

C

Account No.	Description	Actual 2010 - 2011	Estimated 2011 - 2012	Estimated 2012 - 2013
	<u>Estimated Expenditures (Cont.)</u>			
54000	<u>PUBLIC SAFETY (Cont.)</u>			
54240	<u>Juvenile Services (Cont.)</u>			
337	Maintenance & Repair Services- Office Equipment	\$ 6,663	\$ 8,436	\$ 6,948
340	Medical and Dental Services	484	1,019	1,040
348	Postal Charges	1,419	3,357	3,362
349	Printing, Stationery and Forms	3,009	4,939	3,500
354	Transportation - Other than Students	3,944	2,803	3,481
355	Travel	5,305	5,848	2,917
399	Other Contracted Services	5,040	2,000	3,225
422	Food Supplies	14,833	14,458	14,909
429	Instructional Supplies and Materials	701	760	672
435	Office Supplies	13,088	13,392	12,725
499	Other Supplies and Materials	32,262	31,916	17,621
524	In Service/Staff Development	4,655	3,005	2,777
599	Other Charges	260	184	506
	Total Juvenile Services	\$ 1,549,214	\$ 1,635,883	\$ 1,377,540
54310	<u>Fire Prevention and Control</u>			
309	Contracts with Government Agencies	\$ 2,000	\$ 2,000	\$ 2,000
316	Contributions	491,338	494,359	494,359
	Total Fire Prevention and Control	\$ 493,338	\$ 496,359	\$ 496,359
54410	<u>Civil Defense</u>			
101	County Official/Administrative Officer	\$ 0	\$ 69,137	\$ 0
103	Assistant(s)	0	62,549	0
105	Supervisor/Director	60,703	72,903	0
140	Salary Supplements	0	17,346	0
148	Dispatchers/Radio Operators	620,730	667,400	0
161	Secretary(s)	29,829	72,771	0
169	Part-time Personnel	37,177	43,919	0
186	Longevity Pay	5,600	6,750	0
187	Overtime Pay	60,068	49,635	0
302	Advertising	0	30	0
307	Communication	17,397	22,541	0
309	Contracts with Government Agencies	39,714	58,203	0
320	Dues and Memberships	426	1,116	0
322	Evaluation and Testing	796	382	0
330	Operating Lease Payments	19,088	20,824	0
334	Maintenance Agreements	0	19,220	0
336	Maintenance & Repair Services- Equipment	12,997	21,977	0
337	Maintenance & Repair Services- Office Equipment	0	1,156	0
338	Maintenance & Repair Services- Vehicles	1,450	2,224	0
348	Postal Charges	100	139	0
355	Travel	504	139	0
399	Other Contracted Services	7,968	5,098	0
415	Electricity	7,207	10,336	0
425	Gasoline	(272)	7,981	0

**Williamson County, Tennessee**  
**General Fund**  
**Statement of Proposed Operations (Cont.)**

C

Account No.	Description	Actual 2010 - 2011	Estimated 2011 - 2012	Estimated 2012 - 2013
<u>Estimated Expenditures (Cont.)</u>				
54000	<u>PUBLIC SAFETY (Cont.)</u>			
54410	<u>Civil Defense (Cont.)</u>			
435	Office Supplies	\$ 3,376	\$ 5,265	\$ 0
451	Uniforms	5,484	6,986	0
524	In Service/Staff Development	276,640	129,640	0
599	Other Charges	0	145	0
711	Furniture and Fixtures	0	5,000	0
Total Civil Defense		\$ 1,206,982	\$ 1,380,812	\$ 0
54420	<u>Rescue Squad</u>			
103	Assistant(s)	\$ 36,919	\$ 0	\$ 0
105	Supervisor/Director	67,026	0	0
161	Secretary(s)	18,267	0	0
186	Longevity Pay	1,550	0	0
302	Advertising	56	0	0
307	Communication	3,403	0	0
320	Dues and Memberships	685	0	0
330	Operating Lease Payments	2,658	0	0
334	Maintenance Agreements	21,004	0	0
337	Maintenance & Repair Services- Office Equipment	3,652	0	0
338	Maintenance & Repair Services- Vehicles	1,832	0	0
355	Travel	60	0	0
399	Other Contracted Services	2,958	0	0
425	Gasoline	2,599	0	0
435	Office Supplies	1,519	0	0
451	Uniforms	5,375	0	0
599	Other Charges	43	0	0
Total Rescue Squad		\$ 169,606	\$ 0	\$ 0
54490	<u>Other Emergency Management</u>			
191	Board and Committee Members Fees	\$ 0	\$ 6,500	\$ 9,000
348	Postal Charges	0	0	2,000
349	Printing, Stationery and Forms	4,916	0	2,500
355	Travel	0	235	1,500
524	In Service/Staff Development	3,998	1,452	10,000
Total Other Emergency Management		\$ 8,914	\$ 8,187	\$ 25,000
54610	<u>County Coroner/Medical Examiner</u>			
312	Contracts with Private Agencies	\$ 74,160	\$ 76,195	\$ 78,720
340	Medical and Dental Services	30,000	30,825	31,800
399	Other Contracted Services	44,250	34,800	41,600
413	Drugs and Medical Supplies	38,350	28,600	36,400
Total County Coroner/Medical Examiner		\$ 186,760	\$ 170,420	\$ 188,520
54900	<u>Other Public Safety</u>			
101	County Official/Administrative Officer	\$ 0	\$ 0	\$ 89,000
103	Assistant(s)	0	0	124,669

**Williamson County, Tennessee**  
**General Fund**  
**Statement of Proposed Operations (Cont.)**

C

Account No.	Description	Actual 2010 - 2011	Estimated 2011 - 2012	Estimated 2012 - 2013
	<u>Estimated Expenditures (Cont.)</u>			
54000	<u>PUBLIC SAFETY (Cont.)</u>			
54900	<u>Other Public Safety (Cont.)</u>			
105	Supervisor/Director	\$ 0	\$ 0	\$ 133,713
140	Salary Supplements	0	0	5,225
148	Dispatchers/Radio Operators	0	0	707,281
161	Secretary(s)	0	0	85,854
169	Part-time Personnel	0	0	8,533
186	Longevity Pay	0	0	7,900
187	Overtime Pay	0	0	54,876
302	Advertising	0	0	135
307	Communication	0	0	21,544
309	Contracts with Government Agencies	0	0	40,000
320	Dues and Memberships	0	0	2,196
322	Evaluation and Testing	0	0	2,625
330	Operating Lease Payments	0	0	22,065
334	Maintenance Agreements	0	0	26,820
336	Maintenance & Repair Services- Equipment	0	0	30,000
337	Maintenance & Repair Services- Office Equipment	0	0	3,000
338	Maintenance & Repair Services- Vehicles	0	0	10,050
348	Postal Charges	0	0	300
351	Rentals	0	0	600
355	Travel	0	0	4,380
399	Other Contracted Services	0	0	15,500
415	Electricity	0	0	11,260
425	Gasoline	0	0	9,420
435	Office Supplies	0	0	5,380
451	Uniforms	0	0	11,040
499	Other Supplies and Materials	0	0	7,500
524	In Service/Staff Development	0	0	9,295
599	Other Charges	0	0	175
790	Other Equipment	0	0	44,523
	Total Other Public Safety	\$ 0	\$ 0	\$ 1,494,859
55000	<u>PUBLIC HEALTH AND WELFARE</u>			
55110	<u>Local Health Center</u>			
131	Medical Personnel	\$ 147,586	\$ 152,856	\$ 174,594
161	Secretary(s)	30,389	32,138	31,775
162	Clerical Personnel	25,605	27,070	26,788
166	Custodial Personnel	23,421	24,762	24,503
169	Part-time Personnel	14,487	17,490	17,215
186	Longevity Pay	2,850	3,350	4,550
191	Board and Committee Members Fees	3,074	2,789	4,500
307	Communication	7,444	8,747	8,500
309	Contracts with Government Agencies	621,708	563,700	1,125,200
316	Contributions	1,695	2,295	3,000
320	Dues and Memberships	0	375	1,075
329	Laundry Service	287	227	500

**Williamson County, Tennessee**  
**General Fund**  
**Statement of Proposed Operations (Cont.)**

C

Account No.	Description	Actual 2010 - 2011	Estimated 2011 - 2012	Estimated 2012 - 2013
	<u>Estimated Expenditures (Cont.)</u>			
55000	<u>PUBLIC HEALTH AND WELFARE (Cont.)</u>			
55110	<u>Local Health Center (Cont.)</u>			
335	Maintenance & Repair Services- Buildings	\$ 3,140	\$ 2,864	\$ 5,000
348	Postal Charges	9	18	25
355	Travel	3,165	6,105	5,000
413	Drugs and Medical Supplies	31,547	26,633	29,000
435	Office Supplies	11,589	13,402	6,839
452	Utilities	29,278	30,629	30,000
506	Liability Insurance	1,408	118	1,300
599	Other Charges	254	304	700
	Total Local Health Center	\$ 958,936	\$ 915,872	\$ 1,500,064
55120	<u>Rabies and Animal Control</u>			
103	Assistant(s)	\$ 50,649	\$ 41,901	\$ 52,972
105	Supervisor/Director	68,468	74,544	74,441
133	Paraprofessionals	60,751	83,652	97,406
164	Attendants	250,507	275,644	333,280
166	Custodial Personnel	27,094	28,794	28,469
169	Part-time Personnel	65,473	83,259	67,895
186	Longevity Pay	2,600	2,600	3,350
187	Overtime Pay	17,411	36,593	31,835
302	Advertising	1,724	1,500	1,500
307	Communication	4,937	7,156	6,800
312	Contracts with Private Agencies	4,308	1,977	4,160
330	Operating Lease Payments	1,620	1,752	2,000
335	Maintenance & Repair Services- Buildings	5,120	11,705	5,000
337	Maintenance & Repair Services- Office Equipment	240	800	600
338	Maintenance & Repair Services- Vehicles	7,562	5,229	7,100
348	Postal Charges	182	700	500
349	Printing, Stationery and Forms	1,181	1,870	2,000
357	Veterinary Services	31,732	19,245	9,700
399	Other Contracted Services	4,695	4,342	7,000
401	Animal Food and Supplies	35,857	25,867	43,280
410	Custodial Supplies	4,543	7,166	8,000
413	Drugs and Medical Supplies	58,966	94,214	81,724
415	Electricity	21,576	31,375	32,000
417	Equipment Parts - Light	282	3,124	2,900
425	Gasoline	18,891	22,364	27,165
429	Instructional Supplies and Materials	682	216	500
434	Natural Gas	7,621	10,252	15,000
435	Office Supplies	4,365	3,982	3,000
437	Periodicals	59	10	2,000
451	Uniforms	2,505	3,364	2,000
454	Water and Sewer	9,627	7,958	8,000
499	Other Supplies and Materials	47,524	40,352	21,950
509	Refunds	372	45	100
524	In Service/Staff Development	4,252	4,517	3,500

**Williamson County, Tennessee**  
**General Fund**  
**Statement of Proposed Operations (Cont.)**

C

Account No.	Description	Actual 2010 - 2011	Estimated 2011 - 2012	Estimated 2012 - 2013
	<u>Estimated Expenditures (Cont.)</u>			
55000	<u>PUBLIC HEALTH AND WELFARE (Cont.)</u>			
55120	<u>Rabies and Animal Control (Cont.)</u>			
799	Other Capital Outlay	\$ 0	\$ 18,297	\$ 0
	Total Rabies and Animal Control	\$ 823,376	\$ 956,366	\$ 987,127
55130	<u>Ambulance/Emergency Medical Services</u>			
309	Contracts with Government Agencies	\$ 1,943,624	\$ 1,457,718	\$ 1,943,624
	Total Ambulance/Emergency Medical Services	\$ 1,943,624	\$ 1,457,718	\$ 1,943,624
55190	<u>Other Local Health Services</u>			
316	Contributions	\$ 9,576	\$ 9,576	\$ 9,576
	Total Other Local Health Services	\$ 9,576	\$ 9,576	\$ 9,576
55310	<u>Regional Mental Health Center</u>			
316	Contributions	\$ 21,780	\$ 21,780	\$ 21,780
	Total Regional Mental Health Center	\$ 21,780	\$ 21,780	\$ 21,780
55390	<u>Appropriation to State</u>			
316	Contributions	\$ 103,816	\$ 103,816	\$ 103,816
	Total Appropriation to State	\$ 103,816	\$ 103,816	\$ 103,816
55510	<u>General Welfare Assistance</u>			
316	Contributions	\$ 17,617	\$ 17,617	\$ 17,617
	Total General Welfare Assistance	\$ 17,617	\$ 17,617	\$ 17,617
55520	<u>Aid to Dependent Children</u>			
316	Contributions	\$ 9,140	\$ 10,691	\$ 11,000
	Total Aid to Dependent Children	\$ 9,140	\$ 10,691	\$ 11,000
55900	<u>Other Public Health and Welfare</u>			
302	Advertising	\$ 0	\$ 0	\$ 400
307	Communication	5,252	6,040	6,936
320	Dues and Memberships	1,395	1,175	1,455
322	Evaluation and Testing	0	0	300
330	Operating Lease Payments	6,784	6,843	7,248
338	Maintenance & Repair Services- Vehicles	1,877	10,050	6,500
348	Postal Charges	584	590	625
349	Printing, Stationery and Forms	1,579	1,531	1,190
355	Travel	5,357	4,262	11,058
411	Data Processing Supplies	4,429	1,500	1,700
425	Gasoline	9,638	11,905	13,865
435	Office Supplies	5,634	6,169	4,757
437	Periodicals	286	59	278
451	Uniforms	3,526	3,465	4,000
499	Other Supplies and Materials	3,725	2,417	2,720
508	Premiums on Corporate Surety Bonds	60	60	450
524	In Service/Staff Development	2,880	1,273	3,450

**Williamson County, Tennessee**  
**General Fund**  
**Statement of Proposed Operations (Cont.)**

C

Account No.	Description	Actual 2010 - 2011	Estimated 2011 - 2012	Estimated 2012 - 2013
	<u>Estimated Expenditures (Cont.)</u>			
55000	<u>PUBLIC HEALTH AND WELFARE (Cont.)</u>			
55900	<u>Other Public Health and Welfare (Cont.)</u>			
709	Data Processing Equipment	\$ 0	\$ 1,433	\$ 0
	Total Other Public Health and Welfare	\$ 53,006	\$ 58,772	\$ 66,932
56000	<u>SOCIAL, CULTURAL AND RECREATIONAL SERVICES</u>			
56100	<u>Adult Activities</u>			
316	Contributions	\$ 45,464	\$ 45,464	\$ 45,464
	Total Adult Activities	\$ 45,464	\$ 45,464	\$ 45,464
56300	<u>Senior Citizens Assistance</u>			
316	Contributions	\$ 83,530	\$ 83,530	\$ 87,760
	Total Senior Citizens Assistance	\$ 83,530	\$ 83,530	\$ 87,760
56500	<u>Libraries</u>			
101	County Official/Administrative Officer	\$ 59,234	\$ 62,784	\$ 71,115
129	Librarians	1,035,128	1,086,744	1,122,954
168	Temporary Personnel	7,193	10,597	11,572
169	Part-time Personnel	191,421	209,318	210,648
186	Longevity Pay	13,150	13,150	14,300
307	Communication	3,839	6,643	5,000
316	Contributions	98,115	98,115	98,115
320	Dues and Memberships	705	692	705
330	Operating Lease Payments	11,634	11,631	11,640
337	Maintenance & Repair Services- Office Equipment	4,828	4,156	4,825
348	Postal Charges	5,443	3,585	5,000
349	Printing, Stationery and Forms	1,200	1,195	1,200
355	Travel	801	403	300
399	Other Contracted Services	27,550	26,597	27,600
411	Data Processing Supplies	97,725	96,338	93,596
432	Library Books/Media	211,411	222,914	139,048
435	Office Supplies	13,996	12,833	14,000
437	Periodicals	7,500	7,500	7,500
452	Utilities	122,024	127,038	130,000
499	Other Supplies and Materials	25,497	24,373	3,200
524	In Service/Staff Development	997	983	1,000
	Total Libraries	\$ 1,939,391	\$ 2,027,589	\$ 1,973,318
56700	<u>Parks and Fair Boards</u>			
101	County Official/Administrative Officer	\$ 100,027	\$ 105,794	\$ 104,586
103	Assistant(s)	1,402,817	1,447,625	1,484,951
105	Supervisor/Director	390,971	457,469	463,925
142	Mechanic(s)	34,128	36,192	35,788
162	Clerical Personnel	206,956	219,160	248,763
166	Custodial Personnel	228,055	241,116	213,727
167	Maintenance Personnel	366,932	386,661	387,014
168	Temporary Personnel	417,056	495,507	661,140

**Williamson County, Tennessee**

**General Fund**

**Statement of Proposed Operations (Cont.)**

C

Account No.	Description	Actual 2010 - 2011	Estimated 2011 - 2012	Estimated 2012 - 2013
	<u>Estimated Expenditures (Cont.)</u>			
56000	<u>SOCIAL, CULTURAL AND RECREATIONAL SERVICES (Cont.)</u>			
56700	<u>Parks and Fair Boards (Cont.)</u>			
169	Part-time Personnel	\$ 2,638,060	\$ 3,035,897	\$ 2,668,725
186	Longevity Pay	25,250	26,050	30,100
187	Overtime Pay	4,018	9,841	49,855
199	Other Per Diem & Fees	9,075	7,350	10,000
302	Advertising	8,516	14,993	36,000
307	Communication	70,959	76,711	76,000
312	Contracts with Private Agencies	121,695	145,235	145,000
320	Dues and Memberships	3,426	5,458	4,000
322	Evaluation and Testing	0	3,885	10,000
335	Maintenance & Repair Services- Buildings	186,715	196,850	196,340
336	Maintenance & Repair Services- Equipment	69,847	64,612	67,100
337	Maintenance & Repair Services- Office Equipment	23,329	25,384	23,400
338	Maintenance & Repair Services- Vehicles	17,508	19,223	23,700
347	Pest Control	4,965	3,390	9,000
348	Postal Charges	11,689	12,744	11,500
349	Printing, Stationery and Forms	70,417	71,192	80,000
351	Rentals	4,825	7,184	8,190
355	Travel	0	231	2,500
359	Disposal Fees	26,758	26,089	27,000
361	Permits	2,555	2,665	3,200
399	Other Contracted Services	32,988	27,154	38,710
410	Custodial Supplies	102,692	102,581	142,000
413	Drugs and Medical Supplies	3,764	4,313	5,620
415	Electricity	917,140	900,842	731,615
420	Fertilizer, Lime and Seed	32,828	41,619	28,000
422	Food Supplies	6,247	6,702	19,000
423	Fuel Oil	2,129	2,048	2,500
425	Gasoline	75,802	91,758	75,038
429	Instructional Supplies and Materials	74,350	89,732	125,500
434	Natural Gas	181,111	161,634	246,300
435	Office Supplies	12,996	13,015	22,500
437	Periodicals	779	1,126	1,734
445	Sand	0	2,600	2,900
451	Uniforms	17,671	22,820	64,950
454	Water and Sewer	160,562	189,804	180,000
465	Clay	18,487	5,190	20,000
468	Chemicals	59,645	59,486	60,300
499	Other Supplies and Materials	136,828	138,545	207,677
509	Refunds	34,287	32,778	35,000
517	Surcharge	15,207	15,135	11,360
524	In Service/Staff Development	925	764	1,000
599	Other Charges	90,189	77,177	127,100
	Total Parks and Fair Boards	\$ 8,423,176	\$ 9,131,331	\$ 9,230,308



**Williamson County, Tennessee**

**General Fund**

**Statement of Proposed Operations (Cont.)**

C

Account No.	Description	Actual 2010 - 2011	Estimated 2011 - 2012	Estimated 2012 - 2013
<u>Estimated Expenditures (Cont.)</u>				
56000	<u>SOCIAL, CULTURAL AND RECREATIONAL SERVICES (Cont.)</u>			
56900	<u>Other Social, Cultural and Recreational</u>			
105	Supervisor/Director	\$ 65,000	\$ 68,760	\$ 67,978
141	Foremen	40,852	43,202	42,732
162	Clerical Personnel	69,160	71,689	90,046
165	Cafeteria Personnel	33,614	35,546	35,137
167	Maintenance Personnel	204,046	237,303	252,278
168	Temporary Personnel	64,279	60,145	75,932
186	Longevity Pay	3,250	3,900	4,300
187	Overtime Pay	7,140	4,437	57,975
307	Communication	10,752	9,451	14,000
320	Dues and Memberships	821	670	1,000
330	Operating Lease Payments	2,750	2,054	3,000
335	Maintenance & Repair Services- Buildings	8,660	8,462	9,500
336	Maintenance & Repair Services- Equipment	8,210	11,132	11,500
338	Maintenance & Repair Services- Vehicles	2,048	1,084	2,500
348	Postal Charges	249	0	250
351	Rentals	17,039	15,360	22,150
355	Travel	204	694	1,000
359	Disposal Fees	115,701	131,161	120,000
399	Other Contracted Services	7,446	7,787	8,500
410	Custodial Supplies	14,681	14,519	15,000
415	Electricity	162,676	170,550	150,000
422	Food Supplies	64,707	67,775	65,000
425	Gasoline	6,554	9,068	9,100
434	Natural Gas	34,108	23,292	55,000
435	Office Supplies	1,172	995	1,000
437	Periodicals	225	299	300
446	Small Tools	3,246	3,632	4,000
450	Tires and Tubes	0	746	2,500
451	Uniforms	5,437	5,986	7,000
454	Water and Sewer	23,142	26,702	26,500
499	Other Supplies and Materials	54,059	28,507	42,600
599	Other Charges	0	126	300
799	Other Capital Outlay	7,060	2,073	0
	Total Other Social, Cultural and Recreational	\$ 1,038,288	\$ 1,067,107	\$ 1,198,078
57000	<u>AGRICULTURE &amp; NATURAL RESOURCES</u>			
57100	<u>Agriculture Extension Service</u>			
103	Assistant(s)	\$ 78,437	\$ 77,056	\$ 82,031
140	Salary Supplements	131,756	141,467	167,200
161	Secretary(s)	29,801	30,397	31,037
186	Longevity Pay	1,250	1,350	1,450
191	Board and Committee Members Fees	450	1,350	1,575
201	Social Security	4,602	6,450	11,737
203	Extension Service Medicare	2,343	2,442	2,200
204	State Retirement	14,181	19,328	21,177

**Williamson County, Tennessee**  
**General Fund**  
**Statement of Proposed Operations (Cont.)**

C

Account No.	Description	Actual 2010 - 2011	Estimated 2011 - 2012	Estimated 2012 - 2013
<u>Estimated Expenditures (Cont.)</u>				
57000	<u>AGRICULTURE &amp; NATURAL RESOURCES (Cont.)</u>			
57100	<u>Agriculture Extension Service (Cont.)</u>			
207	Medical Insurance	\$ 0	\$ 4,613	\$ 12,600
307	Communication	3,096	3,276	3,700
320	Dues and Memberships	635	355	750
328	Janitorial Services	6,504	6,504	7,404
330	Operating Lease Payments	2,123	2,224	2,500
336	Maintenance & Repair Services- Equipment	2,110	1,873	2,900
338	Maintenance & Repair Services- Vehicles	432	27	500
348	Postal Charges	496	482	500
355	Travel	2,477	1,345	2,500
425	Gasoline	1,348	1,807	1,500
	Total Agriculture Extension Service	\$ 282,041	\$ 302,346	\$ 353,261
57500	<u>Soil Conservation</u>			
161	Secretary(s)	\$ 39,187	\$ 41,454	\$ 40,980
186	Longevity Pay	1,300	1,350	1,400
599	Other Charges	5,263	5,263	5,263
	Total Soil Conservation	\$ 45,750	\$ 48,067	\$ 47,643
58000	<u>OTHER OPERATIONS</u>			
58190	<u>Other Economic and Community Development</u>			
103	Assistant(s)	\$ 0	\$ 0	\$ 46,509
105	Supervisor/Director	83,527	89,035	88,012
161	Secretary(s)	36,194	41,757	41,277
169	Part-time Personnel	20,562	19,727	0
302	Advertising	8,950	2,330	9,098
307	Communication	2,261	5,657	5,500
320	Dues and Memberships	3,948	3,423	6,725
337	Maintenance & Repair Services- Office Equipment	3,472	2,827	3,000
348	Postal Charges	843	1,873	2,000
349	Printing, Stationery and Forms	704	0	2,000
355	Travel	14,369	27,061	26,545
399	Other Contracted Services	55,515	55,071	58,980
435	Office Supplies	770	1,168	1,000
437	Periodicals	1,142	1,161	1,288
524	In Service/Staff Development	2,614	4,496	7,500
	Total Other Economic and Community Development	\$ 234,871	\$ 255,586	\$ 299,434
58210	<u>Public Transportation</u>			
399	Other Contracted Services	\$ 489,446	\$ 651,276	\$ 1,525,356
	Total Public Transportation	\$ 489,446	\$ 651,276	\$ 1,525,356
58300	<u>Veterans' Services</u>			
105	Supervisor/Director	\$ 13,042	\$ 13,793	\$ 13,648
307	Communication	49	16	490
320	Dues and Memberships	25	25	25

**Williamson County, Tennessee**  
**General Fund**  
**Statement of Proposed Operations (Cont.)**

C

Account No.	Description	Actual 2010 - 2011	Estimated 2011 - 2012	Estimated 2012 - 2013
	<u>Estimated Expenditures (Cont.)</u>			
58000	<u>OTHER OPERATIONS (Cont.)</u>			
58300	<u>Veterans' Services (Cont.)</u>			
355	Travel	\$ 0	\$ 0	\$ 250
435	Office Supplies	75	0	100
499	Other Supplies and Materials	1,789	989	0
	Total Veterans' Services	\$ 14,980	\$ 14,823	\$ 14,513
58400	<u>Other Charges</u>			
320	Dues and Memberships	\$ 43,990	\$ 43,858	\$ 50,288
502	Building and Contents Insurance	120,978	143,927	150,000
503	Excess Risk Insurance	822,681	591,208	1,000,000
510	Trustee's Commission	873,858	906,846	950,000
511	Vehicle and Equipment Insurance	105,729	60,929	150,000
513	Worker's Compensation Insurance	492,421	398,392	400,000
	Total Other Charges	\$ 2,459,657	\$ 2,145,160	\$ 2,700,288
58600	<u>Employee Benefits</u>			
201	Social Security	\$ 1,901,024	\$ 2,016,984	\$ 2,175,000
204	State Retirement	2,166,472	2,279,332	2,525,000
206	Life Insurance	38,000	38,000	38,000
207	Medical Insurance	7,181,880	7,200,000	7,300,000
209	Disability Insurance	19,081	21,314	75,000
210	Unemployment Compensation	51,913	35,812	75,000
211	Local Retirement	100,000	100,000	150,000
212	Employer Medicare	446,176	473,394	510,000
	Total Employee Benefits	\$ 11,904,546	\$ 12,164,836	\$ 12,848,000
58801	<u>ARRA Grant #1</u>			
312	Contracts with Private Agencies	\$ 6,749	\$ 7,515	\$ 0
709	Data Processing Equipment	0	1,968	0
	Total ARRA Grant #1	\$ 6,749	\$ 9,483	\$ 0
58802	<u>ARRA Grant #2</u>			
106	Deputy(ies)	\$ 45,286	\$ 0	\$ 0
162	Clerical Personnel	2,381	0	0
299	Other Fringe Benefits	18,120	0	0
307	Communication	603	0	0
435	Office Supplies	231	0	0
524	In Service/Staff Development	550	0	0
	Total ARRA Grant #2	\$ 67,171	\$ 0	\$ 0
58900	<u>Miscellaneous</u>			
308	Consultants	\$ 0	\$ 65,000	\$ 10,000
309	Contracts with Government Agencies	70,090	70,090	76,845
312	Contracts with Private Agencies	52,210	55,665	50,000
316	Contributions	616,377	571,037	727,114
414	Duplicating Supplies	34,983	29,972	35,000

**Williamson County, Tennessee**  
**General Fund**  
**Statement of Proposed Operations (Cont.)**

C

Account No.	Description	Actual 2010 - 2011	Estimated 2011 - 2012	Estimated 2012 - 2013
	<u>Estimated Expenditures (Cont.)</u>			
58000	<u>OTHER OPERATIONS (Cont.)</u>			
58900	<u>Miscellaneous (Cont.)</u>			
	Total Miscellaneous	\$ 773,660	\$ 791,764	\$ 898,959
	Total Estimated Expenditures	\$ 63,090,899	\$ 65,604,231	\$ 71,074,468
	Estimated Other Uses:			
99100	Transfers Out	\$ 1,311,895	\$ 480,934	\$ 0
	Total Estimated Expenditures and Other Uses	\$ 64,402,794	\$ 66,085,165	\$ 71,074,468
	Excess of Estimated Revenues and Other Sources Over (Under) Estimated Expenditures and Other Uses	\$ (1,637,314)	\$ 1,099,412	\$ (7,888,671)
	Estimated Beginning Fund Balance, July 1	36,525,876	34,888,562	35,987,974
	Estimated Ending Fund Balance, June 30	\$ 34,888,562	\$ 35,987,974	\$ 28,099,303

**Williamson County, Tennessee**  
**Solid Waste/Sanitation Fund**  
**Statement of Proposed Operations**  
**For the Fiscal Year Ending June 30, 2013**

D-1

Account No.	Description	Actual 2010 - 2011	Estimated 2011 - 2012	Estimated 2012 - 2013
	<u>Estimated Revenues</u>			
40000	<u>LOCAL TAXES</u>			
40100	<u>County Property Taxes</u>			
40110	Current Property Tax	\$ 2,759,751	\$ 2,986,169	\$ 2,833,893
40120	Trustee's Collections - Prior Year	44,258	39,873	50,000
40130	Circuit/Clerk & Master Collections - Prior Years	27,459	24,879	20,000
40140	Interest and Penalty	9,484	8,713	5,000
40161	Payments in Lieu of Taxes - T.V.A.	133	6,972	0
40163	Payments in Lieu of Taxes - Other	6,467	20	0
	TOTAL LOCAL TAXES	\$ 2,847,552	\$ 3,066,626	\$ 2,908,893
43000	<u>CHARGES FOR CURRENT SERVICES</u>			
43100	<u>General Service Charges</u>			
43110	Tipping Fees	\$ 1,000,918	\$ 862,895	\$ 1,000,000
	TOTAL CHARGES FOR CURRENT SERVICES	\$ 1,000,918	\$ 862,895	\$ 1,000,000
44000	<u>OTHER LOCAL REVENUES</u>			
44100	<u>Recurring Items</u>			
44110	Investment Income	\$ 17,744	\$ 23,882	\$ 25,000
44120	Lease/Rentals	0	24,600	0
44130	Sale of Materials and Supplies	192,128	150,486	175,000
44145	Sale of Recycled Materials	297,532	365,274	300,000
44500	<u>Nonrecurring Items</u>			
44530	Sale of Equipment	63,094	166,040	0
44990	<u>Other Local Revenues</u>			
44990	Other Local Revenues	18,590	52,999	0
	TOTAL OTHER LOCAL REVENUES	\$ 589,088	\$ 783,281	\$ 500,000
45000	<u>FEES RECEIVED FROM COUNTY OFFICIALS</u>			
45500	<u>Fees In Lieu of Salary</u>			
45610	Trustee	\$ 0	\$ 35	\$ 0
	TOTAL FEES RECEIVED FROM COUNTY OFFICIALS	\$ 0	\$ 35	\$ 0
46000	<u>STATE OF TENNESSEE</u>			
46100	<u>General Government Grants</u>			
46170	Solid Waste Grants	\$ 135,000	\$ 217,405	\$ 135,000
46800	<u>Other State Revenues</u>			
46980	Other State Grants	7,496	8,647	0
	TOTAL STATE OF TENNESSEE	\$ 142,496	\$ 226,052	\$ 135,000
47000	<u>FEDERAL GOVERNMENT</u>			
47100	<u>Federal Through State</u>			
47230	Disaster Relief	\$ 0	\$ 436,330	\$ 0
	TOTAL FEDERAL GOVERNMENT	\$ 0	\$ 436,330	\$ 0
	Total Estimated Revenues	\$ 4,580,054	\$ 5,375,219	\$ 4,543,893

**Williamson County, Tennessee**  
**Solid Waste/Sanitation Fund**  
**Statement of Proposed Operations (Cont.)**

**D-1**

Account No.	Description	Actual 2010 - 2011	Estimated 2011 - 2012	Estimated 2012 - 2013
	<u>Estimated Expenditures</u>			
55000	<u>PUBLIC HEALTH AND WELFARE</u>			
55710	<u>Sanitation Management</u>			
105	Supervisor/Director	\$ 80,335	\$ 74,649	\$ 98,100
106	Deputy(ies)	155,344	176,170	191,022
149	Laborers	555,934	553,571	605,980
160	Guards	420,705	441,581	501,955
162	Clerical Personnel	97,660	97,159	102,166
186	Longevity Pay	11,150	11,700	12,000
187	Overtime Pay	57,020	78,763	113,200
302	Advertising	5,955	5,904	6,000
307	Communication	19,200	13,444	15,000
320	Dues and Memberships	479	1,223	1,000
322	Evaluation and Testing	835	855	2,000
335	Maintenance & Repair Services- Buildings	17,215	19,382	20,000
336	Maintenance & Repair Services- Equipment	153,017	185,477	316,425
337	Maintenance & Repair Services- Office Equipment	1,416	1,448	2,000
338	Maintenance & Repair Services- Vehicles	84,391	84,917	140,400
348	Postal Charges	358	26	500
349	Printing, Stationery and Forms	4,490	2,232	4,500
351	Rentals	16,504	660	2,000
355	Travel	1,783	1,168	2,380
399	Other Contracted Services	1,173,163	1,197,480	1,291,500
412	Diesel Fuel	354,504	361,219	335,000
415	Electricity	28,622	29,211	32,000
425	Gasoline	13,524	20,030	18,500
433	Lubricants	7,323	12,161	10,000
434	Natural Gas	2,214	2,410	3,000
435	Office Supplies	2,837	2,921	2,500
437	Periodicals	229	212	300
450	Tires and Tubes	63,798	70,575	85,000
451	Uniforms	10,498	14,948	20,000
454	Water and Sewer	1,799	1,898	2,200
499	Other Supplies and Materials	29,664	36,932	35,000
524	In Service/Staff Development	1,070	3,495	2,800
599	Other Charges	71,498	63,992	55,425
799	Other Capital Outlay	0	7,072	0
	Total Sanitation Management	\$ 3,444,534	\$ 3,574,885	\$ 4,029,853
58000	<u>OTHER OPERATIONS</u>			
58400	<u>Other Charges</u>			
502	Building and Contents Insurance	\$ (13,715)	\$ 3,069	\$ 50,000
503	Excess Risk Insurance	105,590	116,121	120,000
510	Trustee's Commission	67,208	70,166	80,000
511	Vehicle and Equipment Insurance	(597)	0	50,000
513	Worker's Compensation Insurance	41,684	25,264	100,000
	Total Other Charges	\$ 200,170	\$ 214,620	\$ 400,000

**Williamson County, Tennessee**  
**Solid Waste/Sanitation Fund**  
**Statement of Proposed Operations (Cont.)**

**D-1**

Account No.	Description	Actual 2010 - 2011	Estimated 2011 - 2012	Estimated 2012 - 2013
	<u>Estimated Expenditures (Cont.)</u>			
58000	<u>OTHER OPERATIONS (Cont.)</u>			
58600	<u>Employee Benefits</u>			
201	Social Security	\$ 82,702	\$ 86,278	\$ 101,000
204	State Retirement	75,756	78,442	93,200
206	Life Insurance	1,350	1,350	1,350
207	Medical Insurance	250,000	250,000	250,000
209	Disability Insurance	0	0	11,800
210	Unemployment Compensation	0	1,595	10,000
212	Employer Medicare	19,342	20,178	24,000
	Total Employee Benefits	\$ 429,150	\$ 437,843	\$ 491,350
	Total Estimated Expenditures	\$ 4,073,854	\$ 4,227,348	\$ 4,921,203
	Estimated Other Uses:			
99100	Transfers Out	\$ 749,500	\$ 0	\$ 0
	Total Estimated Expenditures and Other Uses	\$ 4,823,354	\$ 4,227,348	\$ 4,921,203
	Excess of Estimated Revenues Over (Under) Estimated Expenditures and Other Uses	\$ (243,300)	\$ 1,147,871	\$ (377,310)
	Estimated Beginning Fund Balance, July 1	3,163,582	2,920,282	4,068,153
	Estimated Ending Fund Balance, June 30	\$ 2,920,282	\$ 4,068,153	\$ 3,690,843

**Williamson County, Tennessee**  
**Drug Control Fund**  
**Statement of Proposed Operations**  
**For the Fiscal Year Ending June 30, 2013**

D-2

Account No.	Description	Actual 2010 - 2011	Estimated 2011 - 2012	Estimated 2012 - 2013
	<u>Estimated Revenues</u>			
42000	<u>FINES, FORFEITURES AND PENALTIES</u>			
42100	<u>Circuit Court</u>			
42140	Drug Control Fines	\$ 5,327	\$ 13,264	\$ 10,000
42300	<u>General Sessions Court</u>			
42340	Drug Control Fines	21,544	30,180	26,000
42900	<u>Other Fines, Forfeitures, and Penalties</u>			
42910	Proceeds from Confiscated Property	17,926	54,323	0
	TOTAL FINES, FORFEITURES AND PENALTIES	\$ 44,797	\$ 97,767	\$ 36,000
44000	<u>OTHER LOCAL REVENUES</u>			
44500	<u>Nonrecurring Items</u>			
44530	Sale of Equipment	\$ 4,335	\$ 0	\$ 0
	TOTAL OTHER LOCAL REVENUES	\$ 4,335	\$ 0	\$ 0
48000	<u>OTHER GOVERNMENTS AND CITIZENS GROUPS</u>			
48600	<u>Citizens Groups</u>			
48610	Donations	\$ 3,750	\$ 5,120	\$ 0
	TOTAL OTHER GOVERNMENTS AND CITIZENS GROUPS	\$ 3,750	\$ 5,120	\$ 0
	Total Estimated Revenues	\$ 52,882	\$ 102,887	\$ 36,000
	<u>Estimated Expenditures</u>			
54000	<u>PUBLIC SAFETY</u>			
54150	<u>Drug Enforcement</u>			
307	Communication	\$ 958	\$ 1,424	\$ 2,000
319	Confidential Drug Enforcement Payments	2,000	4,000	5,000
338	Maintenance & Repair Services- Vehicles	459	3,488	4,000
353	Tow-in Services	725	725	2,000
355	Travel	65	0	1,500
499	Other Supplies and Materials	5,483	10,039	8,000
510	Trustee's Commission	270	421	1,000
524	In Service/Staff Development	3,643	3,947	4,000
799	Other Capital Outlay	56,489	55,761	43,500
	Total Drug Enforcement	\$ 70,092	\$ 79,805	\$ 71,000
	Total Estimated Expenditures	\$ 70,092	\$ 79,805	\$ 71,000
	Excess of Estimated Revenues Over (Under) Estimated Expenditures	\$ (17,210)	\$ 23,082	\$ (35,000)
	Estimated Beginning Fund Balance, July 1	81,006	63,796	86,878
	Estimated Ending Fund Balance, June 30	\$ 63,796	\$ 86,878	\$ 51,878



**Williamson County, Tennessee**  
**Highway/Public Works Fund**  
**Statement of Proposed Operations**  
**For the Fiscal Year Ending June 30, 2013**

D-3

Account No.	Description	Actual 2010 - 2011	Estimated 2011 - 2012	Estimated 2012 - 2013
	<u>Estimated Revenues</u>			
40000	<u>LOCAL TAXES</u>			
40100	<u>County Property Taxes</u>			
40110	Current Property Tax	\$ 792,464	\$ 851,154	\$ 805,149
40120	Trustee's Collections - Prior Year	15,502	13,234	15,000
40130	Circuit/Clerk & Master Collections - Prior Years	8,565	7,202	5,000
40140	Interest and Penalty	3,352	2,978	2,000
40161	Payments in Lieu of Taxes - T.V.A.	111	2,330	0
40163	Payments in Lieu of Taxes - Other	2,128	16	0
40200	<u>County Local Option Taxes</u>			
40240	Wheel Tax	3,726,733	3,500,000	3,500,000
40270	Business Tax	4,014,578	3,400,000	3,400,000
40280	Mineral Severance Tax	193,189	167,057	150,000
	TOTAL LOCAL TAXES	\$ 8,756,622	\$ 7,943,971	\$ 7,877,149
44000	<u>OTHER LOCAL REVENUES</u>			
44100	<u>Recurring Items</u>			
44130	Sale of Materials and Supplies	\$ 12,537	\$ 18,913	\$ 0
44135	Sale of Gasoline	34,348	39,427	0
44170	Miscellaneous Refunds	367,585	145,342	50,000
44500	<u>Nonrecurring Items</u>			
44530	Sale of Equipment	2,501	64,030	0
44560	Damages Recovered from Individuals	4,266	0	0
44990	<u>Other Local Revenues</u>			
44990	Other Local Revenues	4,081	2,990	10,000
	TOTAL OTHER LOCAL REVENUES	\$ 425,318	\$ 270,702	\$ 60,000
46000	<u>STATE OF TENNESSEE</u>			
46400	<u>Public Works Grants</u>			
46410	Bridge Program	\$ 0	\$ 138,751	\$ 0
46420	State Aid Program	473,844	154,879	0
46800	<u>Other State Revenues</u>			
46840	Alcoholic Beverage Tax	79,968	106,453	0
46920	Gasoline and Motor Fuel Tax	2,681,176	2,727,029	2,600,000
46930	Petroleum Special Tax	101,703	123,698	100,000
	TOTAL STATE OF TENNESSEE	\$ 3,336,691	\$ 3,250,810	\$ 2,700,000
47000	<u>FEDERAL GOVERNMENT</u>			
47100	<u>Federal Through State</u>			
47230	Disaster Relief	\$ 214,088	\$ 1,769,852	\$ 0
	TOTAL FEDERAL GOVERNMENT	\$ 214,088	\$ 1,769,852	\$ 0
48000	<u>OTHER GOVERNMENTS AND CITIZENS GROUPS</u>			
48100	<u>Other Governments</u>			
48120	Paving and Maintenance	\$ 129,549	\$ 111,827	\$ 50,000
	TOTAL OTHER GOVERNMENTS AND CITIZENS GROUPS	\$ 129,549	\$ 111,827	\$ 50,000

**Williamson County, Tennessee**  
**Highway/Public Works Fund**  
**Statement of Proposed Operations (Cont.)**

D-3

Account No.	Description	Actual 2010 - 2011	Estimated 2011 - 2012	Estimated 2012 - 2013
<u>Estimated Revenues (Cont.)</u>				
	Total Estimated Revenues	\$ 12,862,268	\$ 13,347,162	\$ 10,687,149
Estimated Other Sources:				
49800	Transfers In	\$ 100,000	\$ 100,000	\$ 100,000
	Total Estimated Revenues and Other Sources	\$ 12,962,268	\$ 13,447,162	\$ 10,787,149
<u>Estimated Expenditures</u>				
60000	<u>HIGHWAYS</u>			
61000	<u>Administration</u>			
101	County Official/Administrative Officer	\$ 110,032	\$ 116,427	\$ 115,087
119	Accountants/Bookkeepers	56,846	60,133	59,450
148	Dispatchers/Radio Operators	44,715	52,519	51,920
161	Secretary(s)	41,122	43,503	43,000
186	Longevity Pay	43,650	44,550	47,800
191	Board and Committee Members Fees	5,850	6,450	7,200
302	Advertising	310	328	500
307	Communication	8,926	9,628	14,500
321	Engineering Services	208,611	251,442	300,000
322	Evaluation and Testing	3,605	2,980	3,500
330	Operating Lease Payments	1,519	1,521	1,800
331	Legal Services	20,452	28,304	60,000
332	Legal Notices, Recording and Court Costs	29	30	500
337	Maintenance & Repair Services- Office Equipment	799	1,500	1,500
348	Postal Charges	1,136	0	1,300
415	Electricity	50,217	42,321	70,000
434	Natural Gas	13,634	13,904	30,000
435	Office Supplies	3,486	2,860	3,400
437	Periodicals	132	0	100
454	Water and Sewer	15,381	7,097	16,000
599	Other Charges	5,077	3,910	8,000
	Total Administration	\$ 635,529	\$ 689,407	\$ 835,557
62000	<u>Highway and Bridge Maintenance</u>			
141	Foremen	\$ 161,262	\$ 170,508	\$ 168,610
143	Equipment Operators	1,920,523	2,089,817	2,064,000
169	Part-time Personnel	95,498	99,031	100,278
187	Overtime Pay	75,851	40,844	95,498
312	Contracts with Private Agencies	95,909	76,575	100,000
351	Rentals	75,092	21,043	60,000
399	Other Contracted Services	13	0	75,000
403	Asphalt - Cold Mix	30,597	13,953	20,000
404	Asphalt - Hot Mix	2,177,245	3,294,966	2,200,000
405	Asphalt - Liquid	125,668	28,451	300,000
436	Other Road Supplies	74,834	118,316	80,000
438	Pipe	76,665	109,178	80,000
443	Road Signs	47,844	38,168	30,000
444	Salt	355,737	0	8,000

**Williamson County, Tennessee**  
**Highway/Public Works Fund**  
**Statement of Proposed Operations (Cont.)**

D-3

Account No.	Description	Actual 2010 - 2011	Estimated 2011 - 2012	Estimated 2012 - 2013
	<u>Estimated Expenditures (Cont.)</u>			
60000	<u>HIGHWAYS (Cont.)</u>			
62000	<u>Highway and Bridge Maintenance (Cont.)</u>			
451	Uniforms	\$ 21,352	\$ 23,300	\$ 30,000
455	Wood Products	2,505	0	3,000
599	Other Charges	3,143	814	5,000
	Total Highway and Bridge Maintenance	\$ 5,339,738	\$ 6,124,964	\$ 5,419,386
63100	<u>Operation and Maintenance of Equipment</u>			
141	Foremen	\$ 54,018	\$ 57,135	\$ 56,480
142	Mechanic(s)	137,493	116,552	153,550
150	Nightwatchmen	103,036	108,706	107,460
169	Part-time Personnel	8,114	7,642	11,890
412	Diesel Fuel	404,091	490,350	413,000
416	Equipment Parts - Heavy	652,129	568,294	551,500
418	Equipment and Machinery Parts	2,288	2,139	2,500
424	Garage Supplies	45,644	41,580	50,000
425	Gasoline	145,904	157,932	181,000
433	Lubricants	13,204	21,833	58,500
450	Tires and Tubes	120,209	96,991	139,500
	Total Operation and Maintenance of Equipment	\$ 1,686,130	\$ 1,669,154	\$ 1,725,380
63400	<u>Quarry Operations</u>			
143	Equipment Operators	\$ 296,866	\$ 314,164	\$ 310,450
187	Overtime Pay	18,223	4,562	29,367
323	Explosive and Drilling Services	60,903	102,496	120,000
338	Maintenance & Repair Services- Vehicles	214,390	172,661	220,000
415	Electricity	51,524	46,228	60,000
499	Other Supplies and Materials	3,850	1,390	6,000
	Total Quarry Operations	\$ 645,756	\$ 641,501	\$ 745,817
65000	<u>Other Charges</u>			
502	Building and Contents Insurance	\$ (12,261)	\$ 8,236	\$ 50,000
503	Excess Risk Insurance	216,995	214,634	280,000
510	Trustee's Commission	124,874	119,939	125,000
511	Vehicle and Equipment Insurance	12,364	(4,737)	100,000
513	Worker's Compensation Insurance	109,127	11,463	200,000
	Total Other Charges	\$ 451,099	\$ 349,535	\$ 755,000
66000	<u>Employee Benefits</u>			
201	Social Security	\$ 188,582	\$ 197,390	\$ 212,000
204	State Retirement	242,244	255,122	275,000
206	Life Insurance	4,200	4,200	4,200
207	Medical Insurance	780,000	780,000	780,000
209	Disability Insurance	7,422	6,385	7,500
210	Unemployment Compensation	0	0	5,000
212	Employer Medicare	44,128	46,168	51,500

**Williamson County, Tennessee**  
**Highway/Public Works Fund**  
**Statement of Proposed Operations (Cont.)**

**D-3**

Account No.	Description	Actual 2010 - 2011	Estimated 2011 - 2012	Estimated 2012 - 2013
	<u>Estimated Expenditures (Cont.)</u>			
60000	<u>HIGHWAYS (Cont.)</u>			
66000	<u>Employee Benefits (Cont.)</u>			
	Total Employee Benefits	\$ 1,266,576	\$ 1,289,265	\$ 1,335,200
68000	<u>Capital Outlay</u>			
705	Bridge Construction	\$ 93,557	\$ 124,145	\$ 100,000
713	Highway Construction	64,265	51,203	75,000
714	Highway Equipment	0	384,601	0
724	Site Development	3,466	3,035	5,000
	Total Capital Outlay	\$ 161,288	\$ 562,984	\$ 180,000
	Total Estimated Expenditures	\$ 10,186,116	\$ 11,326,810	\$ 10,996,340
	Estimated Other Uses:			
99100	Transfers Out	\$ 650,000	\$ 200,000	\$ 0
	Total Estimated Expenditures and Other Uses	\$ 10,836,116	\$ 11,526,810	\$ 10,996,340
	Excess of Estimated Revenues and Other Sources Over (Under) Estimated Expenditures and Other Uses	\$ 2,126,152	\$ 1,920,352	\$ (209,191)
	Estimated Beginning Fund Balance, July 1	9,436,911	11,563,063	13,483,415
	Estimated Ending Fund Balance, June 30	\$ 11,563,063	\$ 13,483,415	\$ 13,274,224

**Williamson County, Tennessee**  
**General Purpose School Fund**  
**Statement of Proposed Operations**  
**For the Fiscal Year Ending June 30, 2013**

D-4

Account No.	Description	Actual 2010 - 2011	Estimated 2011 - 2012	Estimated 2012 - 2013
	<u>Estimated Revenues</u>			
40000	<u>LOCAL TAXES</u>			
40100	<u>County Property Taxes</u>			
40110	Current Property Tax	\$ 86,492,178	\$ 94,115,061	\$ 88,500,736
40120	Trustee's Collections - Prior Year	1,404,569	1,203,793	1,500,000
40130	Circuit/Clerk & Master Collections - Prior Years	823,036	722,693	550,000
40140	Interest and Penalty	308,398	275,129	300,000
40161	Payments in Lieu of Taxes - T.V.A.	2,610	2,934	2,500
40162	Payments in Lieu of Taxes - Local Utilities	126,710	131,414	110,000
40200	<u>County Local Option Taxes</u>			
40210	Local Option Sales Tax	33,945,343	36,355,649	38,500,000
40300	<u>Statutory Local Taxes</u>			
40350	Interstate Telecommunications Tax	8,777	9,785	9,000
	TOTAL LOCAL TAXES	\$ 123,111,621	\$ 132,816,458	\$ 129,472,236
41000	<u>LICENSES AND PERMITS</u>			
41100	<u>Licenses</u>			
41110	Marriage Licenses	\$ 10,080	\$ 9,163	\$ 9,000
	TOTAL LICENSES AND PERMITS	\$ 10,080	\$ 9,163	\$ 9,000
42000	<u>FINES, FORFEITURES AND PENALTIES</u>			
42300	<u>General Sessions Court</u>			
42310	Fines	\$ 2,100	\$ 500	\$ 0
	TOTAL FINES, FORFEITURES AND PENALTIES	\$ 2,100	\$ 500	\$ 0
43000	<u>CHARGES FOR CURRENT SERVICES</u>			
43500	<u>Education Charges</u>			
43511	Tuition - Regular Day Students	\$ 123,412	\$ 152,268	\$ 130,000
43513	Tuition - Summer School	23,916	15,391	25,000
43542	Contract for Instructional Services with Other LEA's	75,611	87,947	75,000
43570	Receipts from Individual Schools	82,340	59,281	90,000
43581	Community Service Fees - Children	234,731	331,691	423,482
43990	<u>Other Charges for Services</u>			
43990	Other Charges for Services	320,586	269,748	260,000
	TOTAL CHARGES FOR CURRENT SERVICES	\$ 860,596	\$ 916,326	\$ 1,003,482
44000	<u>OTHER LOCAL REVENUES</u>			
44100	<u>Recurring Items</u>			
44110	Investment Income	\$ 201,084	\$ 268,547	\$ 200,000
44120	Lease/Rentals	274,140	274,151	284,000
44146	E-Rate Funding	39,109	39,164	30,000
44165	Commodity Rebates	46,731	56,585	48,000
44170	Miscellaneous Refunds	24,495	10,054	15,000
44500	<u>Nonrecurring Items</u>			
44530	Sale of Equipment	53,332	74,615	50,000
44560	Damages Recovered from Individuals	26,132	18,949	25,000
44570	Contributions & Gifts	2,500	2,500	2,500

**Williamson County, Tennessee**  
**General Purpose School Fund**  
**Statement of Proposed Operations (Cont.)**

D-4

Account No.	Description	Actual 2010 - 2011	Estimated 2011 - 2012	Estimated 2012 - 2013
	<u>Estimated Revenues (Cont.)</u>			
44000	<u>OTHER LOCAL REVENUES (Cont.)</u>			
44990	<u>Other Local Revenues</u>			
44990	Other Local Revenues	\$ 100,758	\$ 211,743	\$ 113,200
	TOTAL OTHER LOCAL REVENUES	\$ 768,282	\$ 956,308	\$ 767,700
46000	<u>STATE OF TENNESSEE</u>			
46500	<u>State Education Funds</u>			
46511	Basic Education Program	\$ 88,726,535	\$ 98,293,000	\$ 100,115,337
46512	Basic Education Program - ARRA	6,432,465	0	0
46515	Early Childhood Education	482,698	482,698	483,000
46530	Energy Efficient School Initiative	30,340	0	0
46550	Driver Education	18,835	19,042	15,000
46590	Other State Education Funds	121,805	331,547	301,585
46591	Coordinated School Health - ARRA	83,827	0	0
46594	Family Resource Centers - ARRA	17,791	0	0
46610	Career Ladder Program	875,956	806,808	800,000
46612	Career Ladder - Extended Contract	0	212,220	207,600
46615	Career Ladder - Extended Contract - ARRA	205,080	58,399	0
46790	Other Vocational	7,000	6,351	7,000
46800	<u>Other State Revenues</u>			
46850	Mixed Drink Tax	583,702	656,953	575,000
46851	State Revenue Sharing - T.V.A.	1,419,605	1,796,341	1,796,341
46981	Safe Schools - ARRA	114,300	0	0
46990	Other State Revenues	0	10,140	0
	TOTAL STATE OF TENNESSEE	\$ 99,119,938	\$ 102,673,499	\$ 104,300,863
47000	<u>FEDERAL GOVERNMENT</u>			
47100	<u>Federal Through State</u>			
47120	Adult Education State Grant Program	\$ 253,423	\$ 173,680	\$ 202,121
47143	Special Education - Grants to States	451,612	612,652	500,000
47145	Special Education Preschool Grants	20,093	47,935	47,000
47590	Other Federal through State	2,276	0	0
47600	<u>Direct Federal Revenue</u>			
47640	ROTC Reimbursement	386,613	381,427	390,000
	TOTAL FEDERAL GOVERNMENT	\$ 1,114,016	\$ 1,215,694	\$ 1,139,121
	Total Estimated Revenues	\$ 224,986,633	\$ 238,587,948	\$ 236,692,402
	Estimated Other Sources:			
49800	Transfers In	\$ 235,739	\$ 413,182	\$ 150,000
	Total Estimated Revenues and Other Sources	\$ 225,222,372	\$ 239,001,130	\$ 236,842,402
	<u>Estimated Expenditures</u>			
71000	<u>INSTRUCTION</u>			
71100	<u>Regular Instruction Program</u>			
116	Teachers	\$ 74,951,479	\$ 78,285,585	\$ 81,634,469
117	Career Ladder Program	530,939	466,218	453,000

**Williamson County, Tennessee**  
**General Purpose School Fund**  
**Statement of Proposed Operations (Cont.)**

D-4

Account No.	Description	Actual 2010 - 2011	Estimated 2011 - 2012	Estimated 2012 - 2013
<u>Estimated Expenditures (Cont.)</u>				
71000	<u>INSTRUCTION (Cont.)</u>			
71100	<u>Regular Instruction Program (Cont.)</u>			
127	Career Ladder Extended Contracts	\$ 175,732	\$ 192,125	\$ 180,000
128	Homebound Teachers	111,230	116,625	122,290
163	Educational Assistants	1,507,457	1,600,663	1,702,709
186	Longevity Pay	30,670	31,805	36,100
189	Other Salaries & Wages	0	718,973	500,000
195	Substitute Teachers	728,593	819,960	850,000
198	Non-certified Substitute Teachers	1,353,018	1,232,143	1,370,000
201	Social Security	4,744,688	4,982,909	5,238,313
204	State Retirement	6,918,156	7,186,066	7,386,743
206	Life Insurance	85,055	87,843	92,693
207	Medical Insurance	14,423,575	16,670,900	17,236,800
208	Dental Insurance	848,500	877,400	907,200
210	Unemployment Compensation	102,023	112,694	125,000
212	Employer Medicare	1,113,615	1,171,229	1,177,500
336	Maintenance & Repair Services- Equipment	55,243	68,329	78,000
399	Other Contracted Services	730,687	726,521	1,191,570
429	Instructional Supplies and Materials	1,013,264	1,130,899	1,245,404
449	Textbooks	2,249,353	6,477,714	3,398,944
499	Other Supplies and Materials	0	560	0
599	Other Charges	869,347	8,180	25,000
722	Regular Instruction Equipment	114,603	135,419	135,000
Total Regular Instruction Program		\$ 112,657,228	\$ 123,100,760	\$ 125,086,735
71150	<u>Alternative Instruction Program</u>			
116	Teachers	\$ 240,115	\$ 245,786	\$ 263,446
117	Career Ladder Program	2,000	2,000	2,000
163	Educational Assistants	55,028	55,072	57,154
186	Longevity Pay	600	700	1,050
201	Social Security	17,032	18,418	19,660
204	State Retirement	25,199	25,666	27,108
206	Life Insurance	459	459	459
207	Medical Insurance	76,500	88,350	88,350
208	Dental Insurance	4,500	4,650	4,650
212	Employer Medicare	4,221	4,307	4,574
499	Other Supplies and Materials	4,503	6,136	6,200
790	Other Equipment	1,173	1,437	1,500
Total Alternative Instruction Program		\$ 431,331	\$ 452,981	\$ 476,151
71200	<u>Special Education Program</u>			
000	No Object Code	\$ 1,606,912	\$ 1,704,158	\$ 1,747,554
116	Teachers	10,713,597	11,571,260	12,655,658
117	Career Ladder Program	87,000	78,013	74,700
163	Educational Assistants	3,751,440	3,859,574	4,238,370
186	Longevity Pay	39,800	44,300	56,300
189	Other Salaries & Wages	115,567	148,260	232,645

**Williamson County, Tennessee**  
**General Purpose School Fund**  
**Statement of Proposed Operations (Cont.)**

D-4

Account No.	Description	Actual 2010 - 2011	Estimated 2011 - 2012	Estimated 2012 - 2013
	<u>Estimated Expenditures (Cont.)</u>			
71000	<u>INSTRUCTION (Cont.)</u>			
71200	<u>Special Education Program (Cont.)</u>			
201	Social Security	\$ 962,532	\$ 1,025,615	\$ 1,131,891
204	State Retirement	1,419,402	1,511,901	1,672,200
206	Life Insurance	25,325	26,664	29,172
207	Medical Insurance	4,432,850	5,269,650	5,543,250
208	Dental Insurance	260,400	277,250	291,650
212	Employer Medicare	225,698	240,721	264,444
310	Contracts with Other Public Agencies	48,742	53,500	55,200
312	Contracts with Private Agencies	492,690	516,901	409,820
336	Maintenance & Repair Services- Equipment	8,710	6,778	15,000
399	Other Contracted Services	72,858	57,193	80,000
429	Instructional Supplies and Materials	106,584	89,311	163,150
449	Textbooks	5,489	6,559	7,000
725	Special Education Equipment	83,901	21,789	55,700
	Total Special Education Program	\$ 24,459,497	\$ 26,509,397	\$ 28,723,704
71300	<u>Vocational Education Program</u>			
116	Teachers	\$ 2,766,467	\$ 2,857,617	\$ 3,088,118
117	Career Ladder Program	21,801	19,650	19,650
163	Educational Assistants	251,998	278,163	389,061
186	Longevity Pay	2,800	3,050	3,300
189	Other Salaries & Wages	79,137	87,757	146,751
201	Social Security	181,945	188,194	215,178
204	State Retirement	260,149	267,981	302,903
206	Life Insurance	3,596	3,566	3,876
207	Medical Insurance	663,000	749,075	749,075
208	Dental Insurance	41,500	39,425	39,425
212	Employer Medicare	42,551	44,189	50,517
336	Maintenance & Repair Services- Equipment	13,577	15,817	17,335
399	Other Contracted Services	72,471	315,701	333,250
429	Instructional Supplies and Materials	128,820	198,080	193,925
499	Other Supplies and Materials	176	0	400
599	Other Charges	2,469	2,559	2,500
730	Vocational Instruction Equipment	123,901	157,157	133,214
	Total Vocational Education Program	\$ 4,656,357	\$ 5,227,981	\$ 5,688,478
71400	<u>Student Body Education Program</u>			
189	Other Salaries & Wages	\$ 40,186	\$ 110,500	\$ 0
195	Substitute Teachers	53,202	34,751	0
196	In-Service Training	3,688	4,404	0
355	Travel	99	0	0
399	Other Contracted Services	2,960	4,362	0
429	Instructional Supplies and Materials	344,931	368,929	0
432	Library Books/Media	160,527	153,023	0
499	Other Supplies and Materials	67,639	73,049	0
524	In Service/Staff Development	56,872	43,302	0



**Williamson County, Tennessee**  
**General Purpose School Fund**  
**Statement of Proposed Operations (Cont.)**

D-4

Account No.	Description	Actual 2010 - 2011	Estimated 2011 - 2012	Estimated 2012 - 2013
	<u>Estimated Expenditures (Cont.)</u>			
71000	<u>INSTRUCTION (Cont.)</u>			
71400	<u>Student Body Education Program (Cont.)</u>			
535	Fee Waivers	\$ 24,712	\$ 29,928	\$ 0
599	Other Charges	338,944	351,309	1,600,000
722	Regular Instruction Equipment	399,345	329,289	0
	Total Student Body Education Program	\$ 1,493,107	\$ 1,502,846	\$ 1,600,000
71600	<u>Adult Education Program</u>			
116	Teachers	\$ 172,669	\$ 127,100	\$ 125,000
186	Longevity Pay	650	0	0
189	Other Salaries & Wages	16,313	14,045	16,053
201	Social Security	11,406	8,421	12,082
204	State Retirement	3,900	3,338	5,070
206	Life Insurance	55	51	51
207	Medical Insurance	17,000	9,500	9,500
208	Dental Insurance	1,000	500	500
212	Employer Medicare	3,096	2,038	2,600
429	Instructional Supplies and Materials	14,387	8,727	9,000
499	Other Supplies and Materials	5,942	2,951	25,000
599	Other Charges	7,376	8,484	20,010
790	Other Equipment	31,424	0	0
	Total Adult Education Program	\$ 285,218	\$ 185,155	\$ 224,866
72000	<u>SUPPORT SERVICES</u>			
72110	<u>Attendance</u>			
186	Longevity Pay	\$ 750	\$ 800	\$ 850
189	Other Salaries & Wages	97,622	96,014	99,820
201	Social Security	6,070	5,978	6,400
204	State Retirement	6,578	6,486	6,967
206	Life Insurance	102	102	102
207	Medical Insurance	19,500	19,000	19,000
208	Dental Insurance	1,000	1,000	1,000
212	Employer Medicare	1,420	1,398	1,410
	Total Attendance	\$ 133,041	\$ 130,778	\$ 135,549
72120	<u>Health Services</u>			
131	Medical Personnel	\$ 1,764,453	\$ 1,943,127	\$ 2,137,991
186	Longevity Pay	7,800	9,150	11,050
201	Social Security	102,592	114,147	116,000
204	State Retirement	111,189	126,881	138,436
206	Life Insurance	2,282	2,605	3,111
207	Medical Insurance	467,500	575,700	589,950
208	Dental Insurance	27,500	30,300	31,050
212	Employer Medicare	24,286	27,010	27,000
355	Travel	8,393	6,350	9,000
399	Other Contracted Services	3,480	11,680	19,072
413	Drugs and Medical Supplies	17,716	12,992	13,000

**Williamson County, Tennessee**  
**General Purpose School Fund**  
**Statement of Proposed Operations (Cont.)**

D-4

Account No.	Description	Actual 2010 - 2011	Estimated 2011 - 2012	Estimated 2012 - 2013
	<u>Estimated Expenditures (Cont.)</u>			
72000	<u>SUPPORT SERVICES (Cont.)</u>			
72120	<u>Health Services (Cont.)</u>			
499	Other Supplies and Materials	\$ 2,910	\$ 3,115	\$ 4,000
524	In Service/Staff Development	360	502	2,000
735	Health Equipment	3,927	3,997	4,000
	Total Health Services	\$ 2,544,387	\$ 2,867,556	\$ 3,105,660
72130	<u>Other Student Support</u>			
117	Career Ladder Program	\$ 24,001	\$ 21,501	\$ 21,000
123	Guidance Personnel	3,899,443	4,021,955	4,120,662
130	Social Workers	182,893	193,735	196,265
161	Secretary(s)	194,801	217,722	241,605
186	Longevity Pay	2,825	4,050	4,300
189	Other Salaries & Wages	52,688	48,664	0
201	Social Security	257,642	268,137	270,595
204	State Retirement	383,215	401,819	397,826
206	Life Insurance	4,437	4,675	4,896
207	Medical Insurance	788,250	906,300	911,050
208	Dental Insurance	46,000	47,700	48,250
212	Employer Medicare	60,705	63,020	63,613
309	Contracts with Government Agencies	314,300	381,870	340,000
355	Travel	543	509	1,000
399	Other Contracted Services	349,415	414,500	423,240
499	Other Supplies and Materials	144,329	149,853	168,300
599	Other Charges	2,488	2,744	3,000
722	Regular Instruction Equipment	9,930	9,123	4,590
	Total Other Student Support	\$ 6,717,904	\$ 7,157,877	\$ 7,220,192
72210	<u>Regular Instruction Program</u>			
105	Supervisor/Director	\$ 276,710	\$ 381,931	\$ 413,599
117	Career Ladder Program	31,237	32,938	41,000
129	Librarians	2,256,709	2,309,817	2,375,885
161	Secretary(s)	220,390	235,313	242,264
162	Clerical Personnel	589,678	608,240	656,834
186	Longevity Pay	14,100	13,150	16,600
189	Other Salaries & Wages	393,072	1,365,955	1,583,240
196	In-Service Training	17,552	24,150	62,515
201	Social Security	219,476	292,960	315,820
204	State Retirement	323,661	432,518	464,300
206	Life Insurance	4,858	5,776	6,120
207	Medical Insurance	863,450	1,121,000	1,154,250
208	Dental Insurance	49,750	59,000	60,250
212	Employer Medicare	52,707	69,634	73,235
308	Consultants	2,150	0	10,000
355	Travel	12,735	22,038	33,340
399	Other Contracted Services	38,841	42,190	62,520
499	Other Supplies and Materials	47,808	107,953	101,250

**Williamson County, Tennessee**  
**General Purpose School Fund**  
**Statement of Proposed Operations (Cont.)**

D-4

Account No.	Description	Actual 2010 - 2011	Estimated 2011 - 2012	Estimated 2012 - 2013
	<u>Estimated Expenditures (Cont.)</u>			
72000	<u>SUPPORT SERVICES (Cont.)</u>			
72210	<u>Regular Instruction Program (Cont.)</u>			
524	In Service/Staff Development	\$ 108,925	\$ 114,466	\$ 120,945
722	Regular Instruction Equipment	2,924	857	3,250
790	Other Equipment	0	0	2,000
	Total Regular Instruction Program	\$ 5,526,734	\$ 7,239,886	\$ 7,799,217
72220	<u>Special Education Program</u>			
105	Supervisor/Director	\$ 95,685	\$ 97,549	\$ 97,600
117	Career Ladder Program	5,000	5,800	5,000
124	Psychological Personnel	1,037,145	1,078,233	1,153,651
161	Secretary(s)	80,221	73,223	72,168
186	Longevity Pay	2,150	1,400	1,450
189	Other Salaries & Wages	285,670	295,534	377,123
196	In-Service Training	34,080	30,990	53,200
201	Social Security	86,353	95,356	99,924
204	State Retirement	135,257	139,483	154,000
206	Life Insurance	1,211	1,326	1,479
207	Medical Insurance	235,500	266,000	280,250
208	Dental Insurance	13,500	14,000	14,750
212	Employer Medicare	21,617	22,312	24,600
355	Travel	50,485	57,318	68,000
399	Other Contracted Services	274,266	193,783	156,800
499	Other Supplies and Materials	47,284	52,772	99,500
524	In Service/Staff Development	4,008	12,624	25,500
790	Other Equipment	516	261,609	1,500
	Total Special Education Program	\$ 2,409,949	\$ 2,699,312	\$ 2,686,495
72230	<u>Vocational Education Program</u>			
117	Career Ladder Program	\$ 1,000	\$ 1,000	\$ 1,000
161	Secretary(s)	20,034	20,415	21,328
186	Longevity Pay	650	700	750
189	Other Salaries & Wages	127,522	130,132	133,838
196	In-Service Training	2,682	3,163	900
201	Social Security	8,873	9,207	9,466
204	State Retirement	13,412	13,759	13,800
206	Life Insurance	153	153	153
207	Medical Insurance	28,000	23,750	23,750
208	Dental Insurance	1,500	1,250	1,250
212	Employer Medicare	2,075	2,155	2,199
355	Travel	2,466	3,434	6,000
399	Other Contracted Services	7,214	4,418	6,675
499	Other Supplies and Materials	2,125	857	2,500
524	In Service/Staff Development	8,641	6,620	13,000
	Total Vocational Education Program	\$ 226,346	\$ 221,013	\$ 236,609

**Williamson County, Tennessee**  
**General Purpose School Fund**  
**Statement of Proposed Operations (Cont.)**

**D-4**

Account No.	Description	Actual 2010 - 2011	Estimated 2011 - 2012	Estimated 2012 - 2013
	<u>Estimated Expenditures (Cont.)</u>			
72000	<u>SUPPORT SERVICES (Cont.)</u>			
72260	<u>Adult Programs</u>			
117	Career Ladder Program	\$ 3,000	\$ 3,000	\$ 3,000
161	Secretary(s)	24,706	25,314	25,826
186	Longevity Pay	0	700	750
189	Other Salaries & Wages	86,268	79,421	79,421
201	Social Security	7,055	6,528	6,562
204	State Retirement	10,041	9,513	9,379
206	Life Insurance	102	102	102
207	Medical Insurance	18,000	19,000	19,000
208	Dental Insurance	1,000	1,000	1,000
212	Employer Medicare	1,293	1,527	1,512
355	Travel	279	637	1,000
	Total Adult Programs	\$ 151,744	\$ 146,742	\$ 147,552
72310	<u>Board of Education</u>			
189	Other Salaries & Wages	\$ 98,269	\$ 100,172	\$ 102,743
191	Board and Committee Members Fees	72,600	70,600	72,600
201	Social Security	9,477	9,278	10,035
204	State Retirement	7,912	8,066	7,500
206	Life Insurance	51	51	51
207	Medical Insurance	9,500	9,500	9,500
208	Dental Insurance	500	500	500
212	Employer Medicare	2,216	2,170	2,500
305	Audit Services	46,142	48,850	50,500
320	Dues and Memberships	30,386	29,966	31,020
331	Legal Services	1,843	5,000	5,000
355	Travel	0	472	500
399	Other Contracted Services	8,452	3,026	5,325
499	Other Supplies and Materials	5,351	6,657	7,900
506	Liability Insurance	508,470	589,088	665,000
510	Trustee's Commission	2,240,846	2,410,825	2,450,000
513	Worker's Compensation Insurance	957,021	1,167,611	883,000
524	In Service/Staff Development	371	11,185	12,250
533	Criminal Investigation of Applicants - TBI	42,016	45,000	43,200
	Total Board of Education	\$ 4,041,425	\$ 4,518,017	\$ 4,359,124
72320	<u>Director of Schools</u>			
101	County Official/Administrative Officer	\$ 171,360	\$ 174,644	\$ 179,187
103	Assistant(s)	230,893	235,301	238,461
117	Career Ladder Program	1,000	1,000	1,000
161	Secretary(s)	145,763	148,549	153,070
186	Longevity Pay	2,500	2,900	3,100
189	Other Salaries & Wages	0	7,395	10,000
201	Social Security	27,731	28,329	31,243
204	State Retirement	46,926	48,013	50,307
206	Life Insurance	550	357	656

**Williamson County, Tennessee**  
**General Purpose School Fund**  
**Statement of Proposed Operations (Cont.)**

**D-4**

Account No.	Description	Actual 2010 - 2011	Estimated 2011 - 2012	Estimated 2012 - 2013
	<u>Estimated Expenditures (Cont.)</u>			
72000	<u>SUPPORT SERVICES (Cont.)</u>			
72320	<u>Director of Schools (Cont.)</u>			
207	Medical Insurance	\$ 66,000	\$ 66,500	\$ 66,500
208	Dental Insurance	3,500	3,500	3,500
212	Employer Medicare	7,865	8,117	7,997
307	Communication	301,464	320,988	575,200
355	Travel	309	546	1,000
399	Other Contracted Services	68,799	41,256	59,000
435	Office Supplies	29,951	28,045	36,000
524	In Service/Staff Development	4,492	7,435	8,250
	Total Director of Schools	\$ 1,109,103	\$ 1,122,875	\$ 1,424,471
72410	<u>Office of the Principal</u>			
104	Principals	\$ 3,772,287	\$ 3,934,594	\$ 3,961,000
117	Career Ladder Program	63,581	62,247	63,000
119	Accountants/Bookkeepers	1,215,235	1,237,912	1,261,384
139	Assistant Principals	3,903,560	4,692,145	4,869,451
161	Secretary(s)	1,434,335	1,518,706	1,570,247
186	Longevity Pay	39,025	39,225	44,190
189	Other Salaries & Wages	27,070	0	0
201	Social Security	624,665	683,860	688,100
204	State Retirement	908,561	999,285	1,015,100
206	Life Insurance	9,665	10,302	10,429
207	Medical Insurance	1,628,750	1,933,250	1,961,750
208	Dental Insurance	95,750	101,750	103,250
212	Employer Medicare	146,312	160,235	160,820
399	Other Contracted Services	466,631	437,337	455,000
	Total Office of the Principal	\$ 14,335,427	\$ 15,810,848	\$ 16,163,721
72510	<u>Fiscal Services</u>			
105	Supervisor/Director	\$ 100,521	\$ 102,448	\$ 105,096
119	Accountants/Bookkeepers	422,147	458,380	470,879
122	Purchasing Personnel	143,777	146,523	150,343
186	Longevity Pay	7,750	8,350	9,200
187	Overtime Pay	1,151	506	4,000
189	Other Salaries & Wages	80,421	81,963	84,081
201	Social Security	44,692	46,964	48,430
204	State Retirement	58,406	62,103	67,295
206	Life Insurance	765	816	816
207	Medical Insurance	143,000	156,750	156,750
208	Dental Insurance	7,500	8,250	8,250
212	Employer Medicare	10,452	10,983	11,200
355	Travel	916	572	2,400
399	Other Contracted Services	14,364	13,562	166,850
524	In Service/Staff Development	7,453	12,358	10,500
701	Administration Equipment	19,805	34,999	160,000

**Williamson County, Tennessee**  
**General Purpose School Fund**  
**Statement of Proposed Operations (Cont.)**

**D-4**

Account No.	Description	Actual 2010 - 2011	Estimated 2011 - 2012	Estimated 2012 - 2013
	<u>Estimated Expenditures (Cont.)</u>			
72000	<u>SUPPORT SERVICES (Cont.)</u>			
72510	<u>Fiscal Services (Cont.)</u>			
	Total Fiscal Services	\$ 1,063,119	\$ 1,145,527	\$ 1,456,090
72520	<u>Human Services/Personnel</u>			
105	Supervisor/Director	\$ 95,682	\$ 97,516	\$ 109,220
161	Secretary(s)	248,067	254,644	281,208
186	Longevity Pay	1,750	2,450	2,750
187	Overtime Pay	0	348	1,000
189	Other Salaries & Wages	82,477	84,088	86,232
201	Social Security	25,682	26,324	29,100
204	State Retirement	33,493	34,558	38,600
206	Life Insurance	459	459	459
207	Medical Insurance	86,000	90,250	90,250
208	Dental Insurance	4,500	4,750	4,750
212	Employer Medicare	6,006	6,156	6,350
355	Travel	917	1,809	1,500
399	Other Contracted Services	51,048	48,384	53,500
499	Other Supplies and Materials	12,988	14,762	43,409
524	In Service/Staff Development	2,156	1,386	5,200
701	Administration Equipment	0	1,737	1,200
	Total Human Services/Personnel	\$ 651,225	\$ 669,621	\$ 754,728
72610	<u>Operation of Plant</u>			
105	Supervisor/Director	\$ 97,437	\$ 99,305	\$ 101,886
161	Secretary(s)	30,067	30,647	31,443
166	Custodial Personnel	135,910	94,084	95,325
186	Longevity Pay	6,400	4,250	4,500
189	Other Salaries & Wages	66,477	70,836	61,135
201	Social Security	20,255	17,911	20,650
204	State Retirement	26,001	23,485	26,070
206	Life Insurance	357	259	255
207	Medical Insurance	62,500	61,750	47,500
208	Dental Insurance	4,000	3,250	2,500
212	Employer Medicare	4,734	4,183	4,708
328	Janitorial Services	4,529,724	4,892,625	5,010,000
355	Travel	0	0	500
359	Disposal Fees	104,740	107,615	113,000
399	Other Contracted Services	66,075	47,176	71,500
415	Electricity	5,921,909	6,041,095	7,000,000
434	Natural Gas	475,476	367,710	680,000
454	Water and Sewer	884,708	923,726	985,095
499	Other Supplies and Materials	34,069	36,210	87,000
502	Building and Contents Insurance	229,084	294,146	267,000
720	Plant Operation Equipment	0	245,655	0
	Total Operation of Plant	\$ 12,699,925	\$ 13,365,918	\$ 14,610,067

**Williamson County, Tennessee**  
**General Purpose School Fund**  
**Statement of Proposed Operations (Cont.)**

D-4

Account No.	Description	Actual 2010 - 2011	Estimated 2011 - 2012	Estimated 2012 - 2013
	<u>Estimated Expenditures (Cont.)</u>			
72000	<u>SUPPORT SERVICES (Cont.)</u>			
72620	<u>Maintenance of Plant</u>			
105	Supervisor/Director	\$ 78,795	\$ 80,305	\$ 82,381
161	Secretary(s)	69,990	71,330	73,179
167	Maintenance Personnel	2,071,656	2,113,417	2,208,900
186	Longevity Pay	21,450	23,450	26,950
187	Overtime Pay	31,810	33,147	38,000
189	Other Salaries & Wages	60,515	102,292	124,775
201	Social Security	139,941	143,590	153,000
204	State Retirement	186,629	191,051	205,720
206	Life Insurance	3,358	3,426	3,519
207	Medical Insurance	655,500	655,500	646,000
208	Dental Insurance	34,500	34,500	34,000
212	Employer Medicare	32,728	33,582	33,677
335	Maintenance & Repair Services- Buildings	379,619	364,294	520,608
336	Maintenance & Repair Services- Equipment	179,767	178,097	353,709
355	Travel	2,937	2,937	3,000
399	Other Contracted Services	789,308	606,699	704,593
426	General Construction Materials	742,767	832,320	768,000
499	Other Supplies and Materials	12,520	7,677	12,600
524	In Service/Staff Development	8,889	13,312	20,300
599	Other Charges	31,552	26,792	26,810
720	Plant Operation Equipment	37,252	25,443	40,346
	Total Maintenance of Plant	\$ 5,571,482	\$ 5,543,161	\$ 6,080,067
72710	<u>Transportation</u>			
105	Supervisor/Director	\$ 76,055	\$ 77,512	\$ 79,526
142	Mechanic(s)	416,013	408,678	451,382
146	Bus Drivers	4,151,906	4,209,980	4,719,180
162	Clerical Personnel	30,192	29,851	31,568
186	Longevity Pay	101,900	112,350	124,200
187	Overtime Pay	8,662	8,981	12,750
189	Other Salaries & Wages	694,908	727,945	764,666
201	Social Security	316,690	320,749	362,120
204	State Retirement	431,571	436,883	472,000
206	Life Insurance	13,575	13,880	15,147
207	Medical Insurance	2,362,000	2,736,000	2,816,750
208	Dental Insurance	138,000	144,000	148,250
212	Employer Medicare	74,236	75,546	77,000
313	Contracts with Parents	170	2,047	5,000
314	Contracts with Public Carriers	0	4,885	10,000
335	Maintenance & Repair Services- Buildings	258	570	3,600
338	Maintenance & Repair Services- Vehicles	46,763	79,813	103,000
355	Travel	0	17	500
399	Other Contracted Services	24,531	23,512	44,200
425	Gasoline	1,400,330	1,687,407	1,706,000
433	Lubricants	37,853	43,431	40,000

**Williamson County, Tennessee**  
**General Purpose School Fund**  
**Statement of Proposed Operations (Cont.)**

**D-4**

Account No.	Description	Actual 2010 - 2011	Estimated 2011 - 2012	Estimated 2012 - 2013
	<u>Estimated Expenditures (Cont.)</u>			
72000	<u>SUPPORT SERVICES (Cont.)</u>			
72710	<u>Transportation (Cont.)</u>			
450	Tires and Tubes	\$ 215,424	\$ 210,474	\$ 232,000
453	Vehicle Parts	301,706	329,772	311,325
499	Other Supplies and Materials	20,121	16,927	25,000
511	Vehicle and Equipment Insurance	235,938	184,668	185,000
524	In Service/Staff Development	4,245	5,942	6,500
599	Other Charges	17,684	17,466	24,000
729	Transportation Equipment	1,774,369	1,532,098	12,000
	Total Transportation	\$ 12,895,100	\$ 13,441,384	\$ 12,782,664
72810	<u>Central and Other</u>			
105	Supervisor/Director	\$ 174,800	\$ 178,180	\$ 182,796
121	Data Processing Personnel	1,488,997	1,515,174	1,565,219
186	Longevity Pay	13,550	14,750	16,950
187	Overtime Pay	0	4,257	24,000
201	Social Security	99,668	101,655	106,500
204	State Retirement	133,809	136,933	146,500
206	Life Insurance	1,670	1,683	1,683
207	Medical Insurance	313,500	313,500	313,500
208	Dental Insurance	16,500	16,500	16,500
212	Employer Medicare	23,309	23,774	23,900
355	Travel	14,099	17,224	19,800
399	Other Contracted Services	882,156	1,060,050	1,157,810
499	Other Supplies and Materials	103,366	132,137	134,500
524	In Service/Staff Development	8,494	2,718	16,900
709	Data Processing Equipment	53,546	89,741	90,000
	Total Central and Other	\$ 3,327,465	\$ 3,608,276	\$ 3,816,558
73000	<u>OPERATION OF NON-INSTRUCTIONAL SERVICES</u>			
73300	<u>Community Services</u>			
105	Supervisor/Director	\$ 76,203	\$ 77,663	\$ 79,677
162	Clerical Personnel	40,069	40,829	41,887
186	Longevity Pay	1,650	1,800	1,950
189	Other Salaries & Wages	184,238	187,996	204,580
201	Social Security	17,975	18,185	19,000
204	State Retirement	25,014	24,281	26,600
206	Life Insurance	306	306	306
207	Medical Insurance	57,000	57,000	57,000
208	Dental Insurance	3,000	3,000	3,000
212	Employer Medicare	4,206	4,227	4,300
355	Travel	2,831	2,733	6,000
399	Other Contracted Services	101,790	110,408	116,650
499	Other Supplies and Materials	14,526	14,282	10,000
524	In Service/Staff Development	4,507	5,798	7,500
790	Other Equipment	5,114	6,996	7,000



**Williamson County, Tennessee**  
**General Purpose School Fund**  
**Statement of Proposed Operations (Cont.)**

D-4

Account No.	Description	Actual 2010 - 2011	Estimated 2011 - 2012	Estimated 2012 - 2013
	<u>Estimated Expenditures (Cont.)</u>			
73000	<u>OPERATION OF NON-INSTRUCTIONAL SERVICES (Cont.)</u>			
73300	<u>Community Services (Cont.)</u>			
	Total Community Services	\$ 538,428	\$ 555,504	\$ 585,450
73400	<u>Early Childhood Education</u>			
116	Teachers	\$ 449,565	\$ 434,104	\$ 468,391
117	Career Ladder Program	2,959	2,000	2,000
163	Educational Assistants	95,175	97,952	115,796
186	Longevity Pay	680	720	760
196	In-Service Training	0	600	0
201	Social Security	32,992	32,113	36,346
204	State Retirement	40,493	39,899	41,599
206	Life Insurance	463	459	510
207	Medical Insurance	76,500	90,250	95,000
208	Dental Insurance	4,500	4,750	5,000
212	Employer Medicare	7,716	7,510	8,455
355	Travel	705	712	1,500
399	Other Contracted Services	0	0	360
429	Instructional Supplies and Materials	17,772	10,350	11,900
499	Other Supplies and Materials	17,322	15,600	18,000
524	In Service/Staff Development	1,035	2,220	3,500
722	Regular Instruction Equipment	4,787	26,300	5,000
	Total Early Childhood Education	\$ 752,664	\$ 765,539	\$ 814,117
	Total Estimated Expenditures	\$ 218,678,206	\$ 237,988,954	\$ 245,978,265
	Estimated Other Uses:			
99100	Transfers Out	\$ 0	\$ 2,005,930	\$ 0
	Total Estimated Expenditures and Other Uses	\$ 218,678,206	\$ 239,994,884	\$ 245,978,265
	Excess of Estimated Revenues and Other Sources Over (Under) Estimated Expenditures and Other Uses	\$ 6,544,166	\$ (993,754)	\$ (9,135,863)
	Estimated Beginning Fund Balance, July 1	13,216,621	19,760,787	18,767,033
	Estimated Ending Fund Balance, June 30	\$ 19,760,787	\$ 18,767,033	\$ 9,631,170

**Williamson County, Tennessee**  
**Central Cafeteria Fund**  
**Statement of Proposed Operations**  
**For the Fiscal Year Ending June 30, 2013**

D-5

Account No.	Description	Actual 2010 - 2011	Estimated 2011 - 2012	Estimated 2012 - 2013
<u>Estimated Revenues</u>				
43000	<u>CHARGES FOR CURRENT SERVICES</u>			
43500	<u>Education Charges</u>			
43521	Lunch Payments - Children	\$ 6,323,305	\$ 4,652,344	\$ 7,105,053
43522	Lunch Payments - Adults	300,670	252,728	320,000
43523	Income from Breakfast	2,542	113,116	10,000
43525	A la carte Sales	536,651	2,860,103	540,000
TOTAL CHARGES FOR CURRENT SERVICES		\$ 7,163,168	\$ 7,878,291	\$ 7,975,053
44000	<u>OTHER LOCAL REVENUES</u>			
44100	<u>Recurring Items</u>			
44110	Investment Income	\$ 5,619	\$ 4,535	\$ 4,200
44170	Miscellaneous Refunds	19,948	3,062	15,000
TOTAL OTHER LOCAL REVENUES		\$ 25,567	\$ 7,597	\$ 19,200
46000	<u>STATE OF TENNESSEE</u>			
46500	<u>State Education Funds</u>			
46520	School Food Service	\$ 89,991	\$ 91,865	\$ 100,000
TOTAL STATE OF TENNESSEE		\$ 89,991	\$ 91,865	\$ 100,000
47000	<u>FEDERAL GOVERNMENT</u>			
47100	<u>Federal Through State</u>			
47111	USDA School Lunch Program	\$ 1,669,780	\$ 1,785,512	\$ 1,740,000
47112	USDA Commodities	0	518,540	0
47113	Breakfast	136,381	231,324	160,000
TOTAL FEDERAL GOVERNMENT		\$ 1,806,161	\$ 2,535,376	\$ 1,900,000
Total Estimated Revenues		\$ 9,084,887	\$ 10,513,129	\$ 9,994,253
<u>Estimated Expenditures</u>				
73000	<u>OPERATION OF NON-INSTRUCTIONAL SERVICES</u>			
73100	<u>Food Service</u>			
105	Supervisor/Director	\$ 76,055	\$ 77,512	\$ 79,533
162	Clerical Personnel	67,714	69,022	70,775
165	Cafeteria Personnel	2,633,746	2,789,052	2,798,250
186	Longevity Pay	46,300	49,500	55,150
187	Overtime Pay	5,360	14,283	10,000
189	Other Salaries & Wages	184,531	192,349	202,376
201	Social Security	177,773	188,742	198,413
204	State Retirement	164,932	170,969	201,100
206	Life Insurance	5,528	5,702	6,000
207	Medical Insurance	1,075,250	968,050	988,000
208	Dental Insurance	50,550	50,450	52,000
210	Unemployment Compensation	9,200	6,833	10,000
212	Employer Medicare	41,600	44,165	44,100
306	Bank Charges	0	9,316	10,000
307	Communication	27,240	28,075	30,200
336	Maintenance & Repair Services- Equipment	15,457	13,780	15,000

**Williamson County, Tennessee**  
**Central Cafeteria Fund**  
**Statement of Proposed Operations (Cont.)**

D-5

Account No.	Description	Actual 2010 - 2011	Estimated 2011 - 2012	Estimated 2012 - 2013
	<u>Estimated Expenditures (Cont.)</u>			
73000	<u>OPERATION OF NON-INSTRUCTIONAL SERVICES (Cont.)</u>			
73100	<u>Food Service (Cont.)</u>			
354	Transportation - Other than Students	\$ 60,724	\$ 40,142	\$ 60,000
355	Travel	4,714	3,973	7,000
399	Other Contracted Services	81,508	60,498	58,900
418	Equipment and Machinery Parts	60,542	76,482	65,000
422	Food Supplies	3,327,476	4,065,887	4,250,000
451	Uniforms	7,534	10,955	10,000
469	USDA - Commodities	0	518,540	0
499	Other Supplies and Materials	388,162	463,369	440,000
504	Indirect Cost	0	215,155	0
524	In Service/Staff Development	13,935	26,442	25,000
599	Other Charges	3,213	8,838	10,000
710	Food Service Equipment	350,442	729,531	400,000
	Total Food Service	\$ 8,879,483	\$ 10,897,612	\$ 10,096,797
	Total Estimated Expenditures	\$ 8,879,483	\$ 10,897,612	\$ 10,096,797
	Excess of Estimated Revenues Over (Under) Estimated Expenditures	\$ 205,404	\$ (384,483)	\$ (102,544)
	Estimated Beginning Fund Balance, July 1	2,104,386	2,309,790	1,925,307
	Estimated Ending Fund Balance, June 30	\$ 2,309,790	\$ 1,925,307	\$ 1,822,763

**Williamson County, Tennessee**  
**Extended School Program Fund**  
**Statement of Proposed Operations**  
**For the Fiscal Year Ending June 30, 2013**

D-6

Account No.	Description	Actual 2010 - 2011	Estimated 2011 - 2012	Estimated 2012 - 2013
	<u>Estimated Revenues</u>			
43000	<u>CHARGES FOR CURRENT SERVICES</u>			
43500	<u>Education Charges</u>			
43581	Community Service Fees - Children	\$ 1,391,804	\$ 1,778,240	\$ 1,725,000
	TOTAL CHARGES FOR CURRENT SERVICES	\$ 1,391,804	\$ 1,778,240	\$ 1,725,000
44000	<u>OTHER LOCAL REVENUES</u>			
44100	<u>Recurring Items</u>			
44110	Investment Income	\$ 926	\$ 797	\$ 1,500
	TOTAL OTHER LOCAL REVENUES	\$ 926	\$ 797	\$ 1,500
	Total Estimated Revenues	\$ 1,392,730	\$ 1,779,037	\$ 1,726,500
	<u>Estimated Expenditures</u>			
73000	<u>OPERATION OF NON-INSTRUCTIONAL SERVICES</u>			
73300	<u>Community Services</u>			
119	Accountants/Bookkeepers	\$ 30,005	\$ 30,585	\$ 31,380
161	Secretary(s)	30,022	29,751	30,520
164	Attendants	611,369	756,765	782,661
186	Longevity Pay	1,350	750	1,100
189	Other Salaries & Wages	224,414	264,739	285,000
201	Social Security	52,413	63,839	69,970
204	State Retirement	31,880	39,413	39,200
206	Life Insurance	532	628	663
207	Medical Insurance	96,539	108,748	123,500
208	Dental Insurance	5,208	5,713	6,500
210	Unemployment Compensation	616	3,385	7,500
212	Employer Medicare	12,258	14,930	16,400
306	Bank Charges	0	128	2,000
307	Communication	2,390	4,213	3,880
336	Maintenance & Repair Services- Equipment	0	0	500
355	Travel	4,484	4,175	5,000
399	Other Contracted Services	38,468	64,697	81,000
422	Food Supplies	38,222	49,609	56,500
499	Other Supplies and Materials	34,726	46,153	55,000
504	Indirect Cost	29,983	33,923	40,500
509	Refunds	2,257	982	1,200
524	In Service/Staff Development	3,425	6,996	7,000
790	Other Equipment	10,655	27,356	1,500
	Total Community Services	\$ 1,261,217	\$ 1,557,478	\$ 1,648,474
	Total Estimated Expenditures	\$ 1,261,217	\$ 1,557,478	\$ 1,648,474

**Williamson County, Tennessee**  
**Extended School Program Fund**  
**Statement of Proposed Operations (Cont.)**

**D-6**

Account No.	Description	Actual 2010 - 2011	Estimated 2011 - 2012	Estimated 2012 - 2013
	Excess of Estimated Revenues Over (Under) Estimated Expenditures	\$ 131,513	\$ 221,559	\$ 78,026
	Estimated Beginning Fund Balance, July 1	359,986	491,499	713,058
	Estimated Ending Fund Balance, June 30	\$ 491,499	\$ 713,058	\$ 791,084

**Williamson County, Tennessee**  
**General Debt Service Fund**  
**Statement of Proposed Operations**  
**For the Fiscal Year Ending June 30, 2013**

E-1

Account No.	Description	Actual 2010 - 2011	Estimated 2011 - 2012	Estimated 2012 - 2013
<u>Estimated Revenues</u>				
40000	<u>LOCAL TAXES</u>			
40100	<u>County Property Taxes</u>			
40110	Current Property Tax	\$ 20,622,060	\$ 24,494,823	\$ 23,032,471
40120	Trustee's Collections - Prior Year	334,541	295,902	350,000
40130	Circuit/Clerk & Master Collections - Prior Years	198,205	185,203	150,000
40140	Interest and Penalty	73,154	71,729	60,000
40161	Payments in Lieu of Taxes - T.V.A.	621	34,864	0
40163	Payments in Lieu of Taxes - Other	30,179	100	0
40200	<u>County Local Option Taxes</u>			
40266	Litigation Tax - Jail, Workhouse, or Courthouse	402,688	421,629	350,000
TOTAL LOCAL TAXES		\$ 21,661,448	\$ 25,504,250	\$ 23,942,471
44000	<u>OTHER LOCAL REVENUES</u>			
44100	<u>Recurring Items</u>			
44110	Investment Income	\$ 248,259	\$ 239,109	\$ 250,000
44120	Lease/Rentals	55,856	97,149	75,000
44990	<u>Other Local Revenues</u>			
44990	Other Local Revenues	0	914,294	50,000
TOTAL OTHER LOCAL REVENUES		\$ 304,115	\$ 1,250,552	\$ 375,000
47000	<u>FEDERAL GOVERNMENT</u>			
47715	Tax Credit Bond Rebate	\$ 540,799	\$ 678,119	\$ 677,769
TOTAL FEDERAL GOVERNMENT		\$ 540,799	\$ 678,119	\$ 677,769
48000	<u>OTHER GOVERNMENTS AND CITIZENS GROUPS</u>			
48100	<u>Other Governments</u>			
48130	Contributions	\$ 330,812	\$ 521,490	\$ 522,559
TOTAL OTHER GOVERNMENTS AND CITIZENS GROUPS		\$ 330,812	\$ 521,490	\$ 522,559
Total Estimated Revenues		\$ 22,837,174	\$ 27,954,411	\$ 25,517,799
Estimated Other Sources:				
49400	Refunding Debt Issued	\$ 24,500,000	\$ 17,780,000	\$ 0
49410	Premiums on Debt Issued	1,762,198	1,976,533	0
49800	Transfers In	5,332,782	5,884,073	677,100
Total Estimated Revenues and Other Sources		\$ 54,432,154	\$ 53,595,017	\$ 26,194,899
<u>Estimated Expenditures</u>				
82100	<u>PRINCIPAL</u>			
82110	<u>General Government</u>			
601	Principal on Bonds	\$ 10,150,892	\$ 11,755,442	\$ 10,176,802
Total General Government		\$ 10,150,892	\$ 11,755,442	\$ 10,176,802
82120	<u>Highways and Streets</u>			
601	Principal on Bonds	\$ 156,600	\$ 160,200	\$ 165,600

**Williamson County, Tennessee**  
**General Debt Service Fund**  
**Statement of Proposed Operations (Cont.)**

E-1

Account No.	Description	Actual 2010 - 2011	Estimated 2011 - 2012	Estimated 2012 - 2013
	<u>Estimated Expenditures (Cont.)</u>			
82100	<u>PRINCIPAL (Cont.)</u>			
82120	<u>Highways and Streets</u>			
	Total Highways and Streets	\$ 156,600	\$ 160,200	\$ 165,600
82130	<u>Education</u>			
601	Principal on Bonds	\$ 6,904,508	\$ 8,277,358	\$ 9,136,598
	Total Education	\$ 6,904,508	\$ 8,277,358	\$ 9,136,598
82200	<u>INTEREST</u>			
82210	<u>General Government</u>			
603	Interest on Bonds	\$ 6,308,175	\$ 5,980,688	\$ 5,555,000
	Total General Government	\$ 6,308,175	\$ 5,980,688	\$ 5,555,000
82220	<u>Highways and Streets</u>			
603	Interest on Bonds	\$ 52,075	\$ 47,377	\$ 42,200
	Total Highways and Streets	\$ 52,075	\$ 47,377	\$ 42,200
82230	<u>Education</u>			
603	Interest on Bonds	\$ 6,441,209	\$ 6,539,568	\$ 6,235,000
604	Interest on Notes	0	0	125,000
	Total Education	\$ 6,441,209	\$ 6,539,568	\$ 6,360,000
82300	<u>OTHER DEBT SERVICE</u>			
82310	<u>General Government</u>			
325	Fiscal Agent Charges	\$ 7,907	\$ 3,050	\$ 20,000
510	Trustee's Commission	436,098	514,385	550,000
599	Other Charges	35,019	32,274	50,000
605	Underwriter's Discount	104,640	118,237	0
606	Other Debt Issuance Charges	22,218	88,000	0
	Total General Government	\$ 605,882	\$ 755,946	\$ 620,000
82330	<u>Education</u>			
605	Underwriter's Discount	\$ 12,960	\$ 0	\$ 0
606	Other Debt Issuance Charges	2,536	0	0
	Total Education	\$ 15,496	\$ 0	\$ 0
	Total Estimated Expenditures	\$ 30,634,837	\$ 33,516,579	\$ 32,056,200
	Estimated Other Uses:			
99300	Payments to Refunded Debt Escrow Agent	\$ 26,119,843	\$ 19,550,296	\$ 0
	Total Estimated Expenditures and Other Uses	\$ 56,754,680	\$ 53,066,875	\$ 32,056,200

**Williamson County, Tennessee**  
**General Debt Service Fund**  
**Statement of Proposed Operations (Cont.)**

**E-1**

Account No.	Description	Actual 2010 - 2011	Estimated 2011 - 2012	Estimated 2012 - 2013
	Excess of Estimated Revenues and Other Sources Over (Under) Estimated Expenditures and Other Uses	\$ (2,322,526)	\$ 528,142	\$ (5,861,301)
	Estimated Beginning Fund Balance, July 1	18,745,295	16,422,769	16,950,911
	Estimated Ending Fund Balance, June 30	\$ 16,422,769	\$ 16,950,911	\$ 11,089,610



**Williamson County, Tennessee**  
**Rural Debt Service Fund**  
**Statement of Proposed Operations**  
**For the Fiscal Year Ending June 30, 2013**

E-2

Account No.	Description	Actual 2010 - 2011	Estimated 2011 - 2012	Estimated 2012 - 2013
<u>Estimated Revenues</u>				
40000	<u>LOCAL TAXES</u>			
40100	<u>County Property Taxes</u>			
40110	Current Property Tax	\$ 9,290,098	\$ 12,618,626	\$ 11,890,692
40120	Trustee's Collections - Prior Year	233,057	240,897	150,000
40130	Circuit/Clerk & Master Collections - Prior Years	80,230	89,612	75,000
40140	Interest and Penalty	28,774	34,916	20,000
40161	Payments in Lieu of Taxes - T.V.A.	355	23,242	0
40163	Payments in Lieu of Taxes - Other	17,245	67	0
40200	<u>County Local Option Taxes</u>			
40210	Local Option Sales Tax	1,030,380	1,332,862	1,100,000
TOTAL LOCAL TAXES		\$ 10,680,139	\$ 14,340,222	\$ 13,235,692
44000	<u>OTHER LOCAL REVENUES</u>			
44100	<u>Recurring Items</u>			
44110	Investment Income	\$ (1,470)	\$ 80,212	\$ 75,000
44170	Miscellaneous Refunds	0	37,532	0
TOTAL OTHER LOCAL REVENUES		\$ (1,470)	\$ 117,744	\$ 75,000
47000	<u>FEDERAL GOVERNMENT</u>			
47715	Tax Credit Bond Rebate	\$ 809,724	\$ 953,928	\$ 953,630
TOTAL FEDERAL GOVERNMENT		\$ 809,724	\$ 953,928	\$ 953,630
Total Estimated Revenues		\$ 11,488,393	\$ 15,411,894	\$ 14,264,322
Estimated Other Sources:				
49400	Refunding Debt Issued	\$ 14,500,000	\$ 0	\$ 0
49410	Premiums on Debt Issued	1,128,832	0	0
49800	Transfers In	8,810,211	2,000,000	5,000,000
Total Estimated Revenues and Other Sources		\$ 35,927,436	\$ 17,411,894	\$ 19,264,322
<u>Estimated Expenditures</u>				
82100	<u>PRINCIPAL</u>			
82130	<u>Education</u>			
601	Principal on Bonds	\$ 4,870,000	\$ 10,685,000	\$ 11,535,000
Total Education		\$ 4,870,000	\$ 10,685,000	\$ 11,535,000
82200	<u>INTEREST</u>			
82230	<u>Education</u>			
603	Interest on Bonds	\$ 9,420,020	\$ 9,640,304	\$ 9,230,000
604	Interest on Notes	0	0	85,000
Total Education		\$ 9,420,020	\$ 9,640,304	\$ 9,315,000
82300	<u>OTHER DEBT SERVICE</u>			
82330	<u>Education</u>			
325	Fiscal Agent Charges	\$ 5,820	\$ 4,934	\$ 10,000
510	Trustee's Commission	202,866	271,214	250,000

**Williamson County, Tennessee**  
**Rural Debt Service Fund**  
**Statement of Proposed Operations (Cont.)**

E-2

Account No.	Description	Actual 2010 - 2011	Estimated 2011 - 2012	Estimated 2012 - 2013
	<u>Estimated Expenditures (Cont.)</u>			
82300	<u>OTHER DEBT SERVICE (Cont.)</u>			
82330	<u>Education (Cont.)</u>			
605	Underwriter's Discount	\$ 69,600	\$ 0	\$ 0
606	Other Debt Issuance Charges	14,391	0	0
	Total Education	\$ 292,677	\$ 276,148	\$ 260,000
	Total Estimated Expenditures	\$ 14,582,697	\$ 20,601,452	\$ 21,110,000
	Estimated Other Uses:			
99300	Payments to Refunded Debt Escrow Agent	\$ 15,544,842	\$ 0	\$ 0
	Total Estimated Expenditures and Other Uses	\$ 30,127,539	\$ 20,601,452	\$ 21,110,000
	Excess of Estimated Revenues and Other Sources Over (Under) Estimated Expenditures and Other Uses	\$ 5,799,897	\$ (3,189,558)	\$ (1,845,678)
	Estimated Beginning Fund Balance, July 1	5,902,101	11,701,998	8,512,440
	Estimated Ending Fund Balance, June 30	\$ 11,701,998	\$ 8,512,440	\$ 6,666,762