

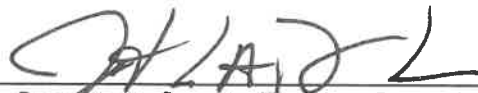
**CERTIFICATION OF ELECTION RESULTS
FOR THE REPUBLICAN PRIMARY ELECTION
HELD AUGUST 6, 2020**

We, the undersigned members of the **Williamson County Election Commission**, do hereby certify that we held a **Republican Primary Election on Thursday, August 6, 2020**, in the voting precincts in this county, according to law, for the purpose of electing a party nominee for the offices of **United States Senate, United States House of Representatives-District 7, Tennessee House of Representatives (Districts 61, 63 & 65)** , and that we have canvassed the returns of said election as required by law, and we do hereby certify that the following 10 pages of tabulation are a true, correct, and complete accounting of the results by precinct and county of said election as established by the canvassing of the returns, this **20th** day of **August, 2020**.

At least three (3) commissioners must sign below:



Chairman, County Election Commission



member Secretary, County Election Commission



Member, County Election Commission



Member, County Election Commission



Secretary ~~Member~~, County Election Commission

State of Tennessee - Williamson County
August 6, 2020
Republican Primary
United States Senate

1 Clifford Adkins	105
2 Natisha Brooks	326
3 Byron Bush	228
4 Roy Dale Cope	31
5 Terry Dicus	33
6 Tom Emerson, Jr.	44
7 George S. Flinn, Jr.	411
8 Bill Hagerty	12,082
9 Jon Henry	133
10 Kent A. Morrell	84
11 Glen L. Neal Jr.	12
12 John E. Osborne	37
13 Aaron L. Pettigrew	45
14 David Schuster	25
15 Manny Sethi	13,667
16 Write-In - Vijay Kumar	0
Total Votes	27,263

United States House of Representatives District 7

1 Mark E. Green	24,551
Total Votes	24,551

Tennessee House of Representatives District 61

1 Brandon Ogles	8,180
Total Votes	8,180

Tennessee House of Representatives District 63

1 Glen Casada	8,633
Total Votes	8,633

State of Tennessee - Williamson County

August 6, 2020

Republican Primary

Tennessee House of Representatives District 65

1 Sam Whitson

6,873

Total Votes

6,873

State of Tennessee - Williamson County

August 6, 2020

Republican Primary

United States Senate

1. Clifford Adkins
2. Natisha Brooks
3. Byron Bush
4. Roy Dale Cope
5. Terry Dicus
6. Tom Emerson, Jr.
7. George S. Flinn, Jr.
8. Bill Hagerty
9. Jon Henry
10. Kent A. Morrell

Precincts:	1	2	3	4	5	6	7	8	9	10
1-1	4	6	7	1	2	2	16	393	4	0
1-2	6	7	11	3	2	1	13	341	6	3
1-3	4	2	0	0	0	0	4	143	2	0
1-4	0	0	1	0	1	0	1	55	1	0
1-5	0	4	1	0	0	0	3	136	4	2
2-1	2	2	1	0	1	0	11	231	1	2
2-2	4	12	0	1	1	2	14	286	3	1
2-3	0	3	7	1	0	0	4	254	2	0
2-4	1	1	4	0	1	0	3	140	1	1
2-5	3	5	2	1	0	0	7	243	3	0
3-1	5	14	5	0	0	4	6	337	6	0
3-2	3	8	5	0	2	2	4	192	2	4
3-3	4	8	2	0	0	0	2	132	3	1
4-1	0	8	6	0	0	0	8	310	2	3
4-2	0	7	4	1	0	1	10	332	5	1
4-3	2	10	3	0	0	2	21	276	2	3
5-1	4	9	6	0	1	1	7	322	3	6
5-2	7	23	20	4	6	2	13	475	7	2
5-3	2	8	4	0	2	1	10	306	2	1
5-4	6	20	18	1	0	5	12	408	4	5
6-1	5	11	14	1	2	1	14	470	4	6
6-2	5	6	9	0	1	3	6	276	8	0
6-3	3	6	3	2	0	2	12	240	4	4
7-1	2	13	9	1	2	0	10	623	6	3
7-2	1	2	6	2	0	0	13	315	1	0
7-3	2	11	6	2	0	2	17	453	2	5
8-1	0	3	4	1	0	1	12	257	6	1
8-2	1	11	4	0	0	2	15	430	4	4
8-3	1	5	5	0	0	0	10	281	0	2
9-1	1	6	1	0	1	2	12	206	2	1
9-2	1	6	2	1	0	0	13	239	3	1
9-3	4	9	5	0	0	1	13	502	4	0
9-4	4	4	4	0	0	0	1	164	2	3
9-5	0	3	0	1	0	0	5	102	1	2
10-1	0	11	4	0	0	0	8	324	6	3
10-2	1	7	5	1	0	2	3	113	1	1

August 20, 2020

State of Tennessee - Williamson County

August 6, 2020

Republican Primary

United States Senate

1. Clifford Adkins
2. Natisha Brooks
3. Byron Bush
4. Roy Dale Cope
5. Terry Dicus
6. Tom Emerson, Jr.
7. George S. Flinn, Jr.
8. Bill Hagerty
9. Jon Henry
10. Kent A. Morrell

Precincts:	1	2	3	4	5	6	7	8	9	10
10-3	0	7	8	1	0	1	14	229	1	0
11-1	2	13	10	1	3	0	6	218	3	0
11-2	1	2	3	0	0	1	10	192	2	1
11-3	3	7	7	1	0	0	12	220	4	2
12-1	4	5	6	0	2	0	11	190	1	4
12-2	4	10	4	2	2	3	15	448	1	5
12-3	3	11	2	1	1	0	10	278	4	1
Totals:	105	326	228	31	33	44	411	12,082	133	84

State of Tennessee - Williamson County

August 6, 2020

Republican Primary

United States Senate

11. Glen L. Neal Jr.
12. John E. Osborne
13. Aaron L. Pettigrew
14. David Schuster
15. Manny Sethi
16. Write-In - Vijay Kumar

Precincts:	11	12	13	14	15	16
1-1	0	1	3	0	271	0
1-2	0	3	0	0	282	0
1-3	0	0	2	0	145	0
1-4	0	0	0	0	61	0
1-5	1	0	0	0	194	0
2-1	0	1	0	0	276	0
2-2	0	1	0	1	340	0
2-3	0	0	0	0	334	0
2-4	0	0	0	0	150	0
2-5	0	0	2	0	281	0
3-1	2	1	2	1	396	0
3-2	0	2	0	0	213	0
3-3	1	0	2	0	156	0
4-1	1	0	0	0	329	0
4-2	0	0	2	0	428	0
4-3	0	0	1	0	364	0
5-1	1	4	0	2	357	0
5-2	0	2	3	1	466	0
5-3	0	0	0	0	352	0
5-4	1	0	4	0	474	0
6-1	2	1	1	1	518	0
6-2	0	0	4	1	296	0
6-3	0	0	3	0	273	0
7-1	0	2	2	1	642	0
7-2	0	1	0	0	269	0
7-3	0	3	2	2	441	0
8-1	0	1	2	1	312	0
8-2	0	2	0	1	416	0
8-3	0	0	0	1	397	0
9-1	0	0	0	1	292	0
9-2	0	2	0	1	333	0
9-3	0	0	0	1	561	0
9-4	0	0	0	0	176	0
9-5	0	0	0	0	123	0
10-1	2	1	2	2	347	0
10-2	0	1	1	0	174	0
10-3	0	0	1	1	314	0
11-1	0	0	3	3	308	0
11-2	0	1	0	0	190	0
11-3	0	1	1	0	329	0

State of Tennessee - Williamson County

August 6, 2020

Republican Primary

United States Senate

- 11. Glen L. Neal Jr.
- 12. John E. Osborne
- 13. Aaron L. Pettigrew
- 14. David Schuster
- 15. Manny Sethi
- 16. Write-In - Vijay Kumar

Precincts:	11	12	13	14	15	16
12-1	0	2	0	2	223	0
12-2	0	3	2	1	477	0
12-3	1	1	0	0	387	0
Totals:	12	37	45	25	13,667	0

State of Tennessee - Williamson County

August 6, 2020

Republican Primary

United States House of Representatives District 7

1. Mark E. Green

Precincts:	1
1-1	643
1-2	610
1-3	271
1-4	113
1-5	320
2-1	482
2-2	633
2-3	540
2-4	270
2-5	500
3-1	732
3-2	410
3-3	301
4-1	601
4-2	714
4-3	602
5-1	633
5-2	961
5-3	636
5-4	878
6-1	959
6-2	563
6-3	485
7-1	1,166
7-2	544
7-3	841
8-1	540
8-2	791
8-3	616
9-1	474
9-2	525
9-3	983
9-4	311
9-5	199
10-1	622
10-2	280
10-3	519
11-1	510
11-2	349
11-3	525
12-1	396
12-2	861
12-3	642
Totals:	24,551

August 20, 2020

State of Tennessee - Williamson County

August 6, 2020

Republican Primary

Tennessee House of Representatives District 61

1. Brandon Ogles

Precincts:	1
4-1	477
6-1	933
7-1	1,160
7-2	540
7-3	821
8-1	539
8-2	803
8-3	621
9-1	489
9-2	541
10-1	264
10-2	45
10-3	516
11-2	28
12-1	403
Totals:	8,180

State of Tennessee - Williamson County

August 6, 2020

Republican Primary

Tennessee House of Representatives District 63

1. Glen Casada

Precincts:	1
1-4	3
2-1	440
2-2	232
2-3	478
2-4	241
2-5	447
3-3	159
4-1	100
4-2	620
4-3	512
5-1	592
5-2	861
5-3	556
5-4	806
6-2	523
6-3	441
9-5	134
11-3	348
12-2	565
12-3	575
Totals:	8,633

State of Tennessee - Williamson County

August 6, 2020

Republican Primary

Tennessee House of Representatives District 65

1. Sam Whitson

Precincts:	1
1-1	641
1-2	610
1-3	279
1-4	109
1-5	322
2-2	385
3-1	732
3-2	405
3-3	132
9-3	1,009
9-4	331
9-5	60
10-1	385
10-2	241
11-1	540
11-2	334
11-3	129
12-2	229
Totals:	6,873


**CERTIFICATION OF ELECTION RESULTS
FOR THE DEMOCRATIC PRIMARY ELECTION
HELD AUGUST 6, 2020**

We, the undersigned members of the **Williamson County Election Commission**, do hereby certify that we held a **Democratic Primary Election** on **Thursday, August 6, 2020**, in the voting precincts in this county, according to law, for the purpose of electing a party nominee for the offices of **United States Senate, United States House of Representatives-District 7, Tennessee House of Representatives (Districts 61, 63 & 65)** , and that we have canvassed the returns of said election as required by law, and we do hereby certify that the following 7 pages of tabulation are a true, correct, and complete accounting of the results by precinct and county of said election as established by the canvassing of the returns, this **20th** day of **August, 2020**.

At least three (3) commissioners must sign below:




Chairman, County Election Commission



Secretary, County Election Commission



Member, County Election Commission



Member, County Election Commission



Member, County Election Commission

State of Tennessee - Williamson County
August 6, 2020
Democratic Primary
United States Senate

1	Marquita Bradshaw	2,781
2	Gary G Davis	604
3	Robin Kimbrough	2,827
4	James Mackler	3,792
5	Mark Pickrell	476
	Total Votes	10,480

United States House of Representatives District 7

1	Kiran Sreepada	9,899
	Total Votes	9,899

Tennessee House of Representatives District 61

1	Sam Bledsoe	3,218
	Total Votes	3,218

Tennessee House of Representatives District 63

1	Elizabeth Madeira	3,994
	Total Votes	3,994

Tennessee House of Representatives District 65

1	Jennifer Foley	2,664
	Total Votes	2,664

State of Tennessee - Williamson County

August 6, 2020

Democratic Primary

United States Senate

1. Marquita Bradshaw
2. Gary G Davis
3. Robin Kimbrough
4. James Mackler
5. Mark Pickrell

Precincts:	1	2	3	4	5
1-1	69	19	39	51	17
1-2	57	29	51	55	13
1-3	18	11	14	19	5
1-4	13	5	13	13	0
1-5	42	7	34	36	5
2-1	28	12	19	44	1
2-2	76	19	60	47	15
2-3	22	2	43	66	7
2-4	19	3	8	18	0
2-5	35	5	41	57	7
3-1	110	20	73	56	10
3-2	72	11	57	59	4
3-3	66	11	37	39	5
4-1	90	13	83	111	10
4-2	62	14	54	77	10
4-3	76	8	82	124	14
5-1	99	32	93	100	13
5-2	162	44	153	116	20
5-3	51	12	36	63	6
5-4	155	39	156	142	22
6-1	81	16	99	163	12
6-2	70	16	133	107	10
6-3	55	13	64	100	17
7-1	56	15	84	153	37
7-2	38	13	55	95	14
7-3	50	16	100	154	20
8-1	35	10	40	89	18
8-2	112	17	93	147	19
8-3	49	13	64	162	19
9-1	33	5	34	76	2
9-2	43	13	53	108	13
9-3	55	13	80	180	18
9-4	25	6	20	39	3
9-5	27	3	18	25	4
10-1	116	19	96	130	11
10-2	80	13	79	66	8
10-3	74	11	78	112	11
11-1	79	13	75	91	9
11-2	84	20	90	66	3
11-3	43	8	72	91	13

State of Tennessee - Williamson County

August 6, 2020

Democratic Primary

United States Senate

1. Marquita Bradshaw
2. Gary G Davis
3. Robin Kimbrough
4. James Mackler
5. Mark Pickrell

Precincts:	1	2	3	4	5
12-1	58	12	66	78	3
12-2	123	16	107	156	17
12-3	73	7	81	111	11
Totals:	2,781	604	2,827	3,792	476

State of Tennessee - Williamson County

August 6, 2020

Democratic Primary

United States House of Representatives District 7

1. Kiran Sreepada

Precincts:	1
1-1	192
1-2	197
1-3	64
1-4	41
1-5	120
2-1	99
2-2	206
2-3	127
2-4	44
2-5	142
3-1	255
3-2	199
3-3	154
4-1	288
4-2	205
4-3	282
5-1	321
5-2	468
5-3	159
5-4	505
6-1	358
6-2	322
6-3	233
7-1	318
7-2	201
7-3	324
8-1	180
8-2	368
8-3	285
9-1	144
9-2	208
9-3	321
9-4	92
9-5	71
10-1	354
10-2	221
10-3	272
11-1	242
11-2	234
11-3	215
12-1	201
12-2	393
12-3	274
Totals:	9,899

State of Tennessee - Williamson County

August 6, 2020

Democratic Primary

Tennessee House of Representatives District 61

1. Sam Bledsoe

Precincts:	1
4-1	220
6-1	345
7-1	311
7-2	202
7-3	317
8-1	180
8-2	364
8-3	281
9-1	141
9-2	206
10-1	132
10-2	24
10-3	275
11-2	21
12-1	199
Totals:	3,218

State of Tennessee - Williamson County

August 6, 2020

Democratic Primary

Tennessee House of Representatives District 63

1. Elizabeth Madeira

Precincts:	1
1-4	5
2-1	100
2-2	87
2-3	131
2-4	42
2-5	141
3-3	77
4-1	66
4-2	204
4-3	281
5-1	322
5-2	478
5-3	158
5-4	511
6-2	324
6-3	233
9-5	50
11-3	176
12-2	334
12-3	274
Totals:	3,994

State of Tennessee - Williamson County

August 6, 2020

Democratic Primary

Tennessee House of Representatives District 65

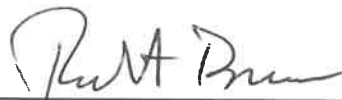
1. Jennifer Foley

Precincts:	1
1-1	188
1-2	198
1-3	63
1-4	36
1-5	121
2-2	121
3-1	252
3-2	200
3-3	76
9-3	318
9-4	91
9-5	21
10-1	219
10-2	194
11-1	240
11-2	220
11-3	36
12-2	70
Totals:	2,664

**CERTIFICATION OF ELECTION RESULTS FOR THE
FRANKLIN SPECIAL SCHOOL DISTRICT ELECTION
HELD AUGUST 6, 2020**

We, the undersigned members of the **Williamson County Election Commission**, do hereby certify that we held a **Franklin Special School District Election** on **Thursday, August 6, 2020**, in the voting precincts in this district, according to law, for the purpose of electing the offices of **Board of Education**, and that we have canvassed the returns of said election as required by law, and we do hereby certify that the following 2 pages of tabulation are a true, correct, and complete accounting of the results by precinct of said election as established by the canvassing of the returns, this **20th** day of **August, 2020**.


At least three (3) commissioners must sign below:




Chairman, County Election Commission



Secretary, County Election Commission



Member, County Election Commission



Member, County Election Commission



Member, County Election Commission

**CERTIFICATION OF ELECTION RESULTS FOR THE
TOWN OF NOLENSVILLE REFERENDUM ELECTION
HELD AUGUST 6, 2020**

We, the undersigned members of the **Williamson County Election Commission**, do hereby certify that we held a **City Manager-Commission Charter Adoption Referendum Election** for the **Town of Nolensville** on **Thursday, August 6, 2020**, in the voting precincts in this city, according to law, for the purpose of ratifying the referendum question hereinafter, and that we have canvassed the returns of said election as required by law, and we do hereby certify that the following 2 pages of tabulation are a true, correct, and complete accounting of the results by precinct of said election as established by the canvassing of the returns, this **20th** day of **August, 2020**.

At least three (3) commissioners must sign below:



Chairman, County Election Commission



Secretary, County Election Commission



Member, County Election Commission



Member, County Election Commission



Member, County Election Commission

State of Tennessee - Williamson County

August 6, 2020

Referendum - Town of Nolensville

City Manager-Commission Charter Referendum

1 For	1,916
2 Against	733
Total Votes	2,649

August 20, 2020

State of Tennessee - Williamson County

August 6, 2020

Referendum - Town of Nolensville

City Manager-Commission Charter Referendum

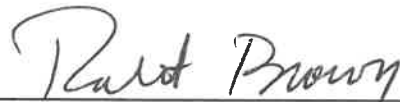
1. For
2. Against

Precincts:	1	2
5-1	281	88
5-2	831	412
5-4	804	233
Totals:	1,916	733

**CERTIFICATION OF ELECTION RESULTS
FOR THE CITY OF FAIRVIEW MUNICIPAL ELECTION
HELD AUGUST 6, 2020**

We, the undersigned members of the **Williamson County Election Commission**, do hereby certify that we held a **Municipal Election** for the **City of Fairview** on **Thursday, August 6, 2020**, in the voting precincts in this city, according to law, for the purpose of electing the offices of **Municipal Court Judge and Municipal Court Clerk**, and that we have canvassed the returns of said election as required by law, and we do hereby certify that the following 3 pages of tabulation are a true, correct, and complete accounting of the results by precinct of said election as established by the canvassing of the returns, this **20th** day of **August, 2020**.

At least three (3) commissioners must sign below:




Chairman, County Election Commission



Secretary, County Election Commission



Member, County Election Commission



Member, County Election Commission



Member, County Election Commission

State of Tennessee - Williamson County
August 6, 2020
Municipal - City of Fairview
City Judge (unexpired term)

1 Shannon L. Crutcher	957
2 Shawn P. Sirgo	430
Total Votes	1,387

City Court Clerk (unexpired term)

1 Gina Mangrum	1,273
Total Votes	1,273

State of Tennessee - Williamson County

August 6, 2020

Municipal - City of Fairview

City Judge (unexpired term)

1. Shannon L. Crutcher
2. Shawn P. Sirgo

Precincts:	1	2
1-1	476	196
1-2	480	233
1-3	1	1
Totals:	957	430

State of Tennessee - Williamson County

August 6, 2020

Municipal - City of Fairview

City Court Clerk (unexpired term)

1. Gina Mangrum

Precincts:	1
1-1	623
1-2	648
1-3	2
Totals:	1,273

WILLIAMSON COUNTY ELECTION COMMISSION

1320 W. MAIN STREET/SUITE 140

FRANKLIN, TN 37064

Election Statistics for STATE PRIMARY/COUNTY GENERAL held on 2020-08-06

Precincts	Registered	VOTED	%VOTED	DEM	%DEM	REP	%REP
11 WESTWOOD ELEM SCHOOL	4123	922	22.3624	190	20.6074	715	77.5488
12 FAIRVIEW REC CENTER	3773	905	23.9862	209	23.0939	676	74.6961
13 OLD PINEWOOD ELEM SCH	1621	369	22.7637	68	18.4282	300	81.3008
14 BURWOOD COMMUNITY CENTER	954	170	17.8197	46	27.0588	122	71.7647
15 CHURCH OF CITY-SPG HILL	2822	466	16.5131	122	26.1803	342	73.3906
21 BETHESDA ELEM SCHOOL	3243	654	20.1665	113	17.2783	540	82.5688
22 THOMPSONS STATION BAPTIST	5721	860	15.0323	208	24.1860	650	75.5814
23 OAKVIEW ELEM SCHOOL	3244	750	23.1196	145	19.3333	601	80.1333
24 COLLEGE GROVE COMM CTR	1703	327	19.2014	43	13.1498	277	84.7095
25 FIRE & RESCUE STATION #24	4349	710	16.3256	152	21.4085	552	77.7465
31 HERITAGE ELEM SCHOOL	6200	1051	16.9516	262	24.9286	775	73.7393
32 LONGVIEW REC CENTER	4522	633	13.9982	210	33.1754	414	65.4028
33 CHAPMANS RETREAT ELEM	3300	459	13.9091	154	33.5512	302	65.7952
41 PRAIRIE LIFE FITNESS	5712	956	16.7367	292	30.5439	659	68.9331
42 MILLVIEW CH CHRIST	4604	1014	22.0243	218	21.4990	785	77.4162
43 FRANKLIN CHRISTIAN	4829	987	20.4390	298	30.1925	681	68.9970
51 SUNSET ELEM SCHOOL	4610	1078	23.3839	341	31.6327	721	66.8831
52 NOLENSVILLE UMC	5583	1595	28.5689	496	31.0972	1054	66.0815
53 TRUINE BAPT CHURCH	4634	860	18.5585	172	20.0000	681	79.1860
54 NOLENSVILLE BAPTIST	6138	1541	25.1059	532	34.5230	959	62.2323
61 THE BRENTWOOD LIBRARY	5301	1426	26.9006	364	25.5259	1054	73.9130
62 BRENTWOOD SAFETY CENTER	4251	945	22.2301	335	35.4497	604	63.9153
63 HOLY FAMILY CATHOLIC CHURCH	4147	809	19.5081	251	31.0260	551	68.1088
71 BRENTHAVEN CHURCH	6050	1671	27.6198	345	20.6463	1304	78.0371
72 TN BAPTIST CHILDRENS HOME	3444	825	23.9547	212	25.6970	607	73.5758
73 NEW HOPE COMM CHURCH	4984	1291	25.9029	341	26.4136	936	72.5019
81 GRASSLAND MIDDLE SCHOOL	2958	803	27.1467	194	24.1594	601	74.8443
82 1ST PRESBYTERIAN CHURCH	6404	1252	19.5503	372	29.7125	873	69.7284
83 EPISCOPAL CHURCH	4234	1003	23.6892	300	29.9103	696	69.3918
91 WALNUT GROVE ELEM	2748	683	24.8544	150	21.9619	527	77.1596
92 OLD BENTON HALL SCHOOL	3334	824	24.7151	229	27.7913	592	71.8447
93 WESTHAVEN CLUBHOUSE	6173	1449	23.4732	341	23.5335	1097	75.7074
94 GRACE CHAPEL CHURCH	1954	448	22.9273	90	20.0893	356	79.4643
95 INDEPENDENCE HIGH SCH	1845	314	17.0190	78	24.8408	236	75.1592
101 FRANKLIN REC CENTER	4965	1084	21.8328	368	33.9483	703	64.8524

WILLIAMSON COUNTY ELECTION COMMISSION

1320 W. MAIN STREET/SUITE 140

FRANKLIN, TN 37064

Election Statistics for STATE PRIMARY/COUNTY GENERAL held on 2020-08-06

	Registered	VOTED	%VOTED	DEM	%DEM	REP	%REP
102 LIBERTY ELEM SCHOOL	3013	564	18.7189	245	43.4397	312	55.3191
103 HUNTERS BEND ELEM	3584	862	24.0513	286	33.1787	570	66.1253
111 FRANKLIN ELEM SCHOOL	3802	829	21.8043	274	33.0519	553	66.7069
112 RING SOCCER COMPLEX	3257	641	19.6807	247	38.5335	391	60.9984
113 WINSTEAD ELEM SCHOOL	4154	833	20.0530	226	27.1309	597	71.6687
121 FRANKLIN FAITH CHURCH	4440	667	15.0225	220	32.9835	445	66.7166
122 CHURCH OF CITY - FRANKLIN	5785	1421	24.5635	417	29.3455	990	69.6692
123 THE GATE COMMUNITY CHURCH	6048	971	16.0549	277	28.5273	685	70.5458